

Financial Summary FY2024

(April 1, 2024 – March 31, 2025)

April 30, 2025

Tohoku Electric Power Co., Inc.

Table of Contents

1. FY2024 Financial Results and Financial Forecasts for FY2025

Key points of financial results and forecasts	... 1
Summary of Financial Results	... 2
Changing Factors in Consolidated Ordinary Income Compared with FY2023	... 3
Changing Factors from the forecast of consolidated ordinary income (announced in January)	... 4
Impact of Time Lag between Fuel Cost and Fuel Cost Adjustment Charges	... 5
Electricity Sales, Major Factors, Sensitivity to Major Factors	... 6
Electricity Supply	... 7
Segment Information (Consolidated)	... 8
Segment Information (Power generation and Sales)	... 9
Segment Information (Network)	...10
Results of Major Consolidated Subsidiaries	...11
Balance Sheets (Consolidated)	...12
Statements of Income (Consolidated) (1/2)	...13
Statements of Income (Consolidated) (2/2)	...14
Statements of Cash Flows (Consolidated)	...15
Financial Forecasts for FY2025	...16
Dividend for FY2024 and Dividend Forecast for FY2025	...18

2. Financial Goals

Company's Financial Goal	...20
--------------------------	-------

3. 2025 Business Plan and Challenge for Medium- and Long-term Sustainable Growth

Development of Tohoku Electric Power Group Management Plan for FY2025	...23
---	-------

Challenge for Growth: Deepening Existing Businesses and Expanding Business Domains	...27
--	-------

Expand Business Areas - Challenge to Create New Value	...28
Company's(Tohoku) Area Electricity Demand Forecast	...31

4. Our Management For Capital Cost and Stock Price

Our Management For Capital Cost and Stock Price	...33
Enhancing dialogue with the capital market through IR activities	...34

5. Financial Data

Trends in profit levels and financial position	...36
Trends of Operating Revenue and Each Income (Consolidated)	...37
Trends of Quarterly Income (Consolidated)	...39
Trends of Financial Indicators (Consolidated)	...40
Retail Electricity Sales Volume by Month	...42
Fuel Consumption Results	...43

6. Nuclear Power

Efforts towards the resumption of Onagawa Nuclear Power Station Unit 2 & Effects of Resumption of Operations	...45
Efforts to Restart Nuclear Power Station	...46

7. Main Initiatives of FY2024

Green Business Development Status	...48
Main Initiatives in FY2024 (Excerpts from press releases and notices)	...49
Major Press Releases in FY2024	...52

FY2024 Financial Results and Financial Forecasts for FY2025

Key points of financial results and forecasts

Financial Results for FY2024

Decrease in revenue and income

(First time in 3 years since FY2021)

- Net sales decreased due to lower fuel prices, resulting in lower fuel cost adjustments.
- Ordinary income decreased due to the decrease in marginal gain impacted by the time lag effect of the fuel cost adjustment system.

Financial and Dividend Forecasts for FY2025

Consolidated Operating Revenue: ¥2,450.0 billion

- Decreased due to lower fuel prices, resulting in lower fuel cost adjustments.

Consolidated Ordinary Income: ¥190.0 billion

- Decreased due to the decrease in marginal gain impacted by the time lag effect of the fuel cost adjustment system, increase in operation of Onagawa Unit 2, increase in interest payments, impact of price hikes, and changes in market and sales environment, etc.

Dividend Forecast: Interim 20 yen, Year-end 20 yen

Summary of Financial Results

2

- ✓ **Operating revenue** **¥2,644.9 billion (a year on year decrease of ¥172.9 billion)**
 - Decrease in fuel cost adjustment due to lower fuel prices
- ✓ **Ordinary income/loss** **¥256.7 billion (a year on year decrease of ¥35.2 billion)**
 - Decrease due to the time lag effect of the fuel cost adjustment system
- ✓ **Net Income Attributable to Owners of Parent** **¥182.8 billion (a year on year decrease of ¥43.2 billion)**

【 Summary of Consolidated Financial Statements 】

(billions of yen)

	FY2023 (A)	FY2024 (B)	Change (B) - (A)	Change (B) / (A)
Operating Revenue	2,817.8	2,644.9	(172.9)	93.9 %
Ordinary Income* ¹	291.9 [197.9]	256.7 [234.7]	(35.2) [36.7]	87.9 % [118.6 %]
Net Income Attributable to Owners of Parent	226.1	182.8	(43.2)	80.9 %
Consolidated Cash Income* ²	420.3	470.5	50.1	111.9 %

	Mar. 31, 2024 (A)	Mar. 31, 2025 (B)	Change (B) - (A)
Equity ratio (After taking into account hybrid bonds* ³)	15.4% (18.0%)	18.3% (20.8%)	2.9% (2.8%)
Interest-Bearing Liabilities	3,290.9	3,336.9	45.9

*1 Lower figures exclude time lag between fuel cost and fuel cost adjustment charges.

*2 Consolidate Cash Income = Operating income + Depreciation + Amortization of nuclear fuel + Share of profit of entities accounted for using equity method (Operating income doesn't include time lag between fuel cost and fuel cost adjustment charges.)

*3 Equity ratio assuming 50% of the issued amount (140 billion yen) of the issued hybrid bonds as equity capital

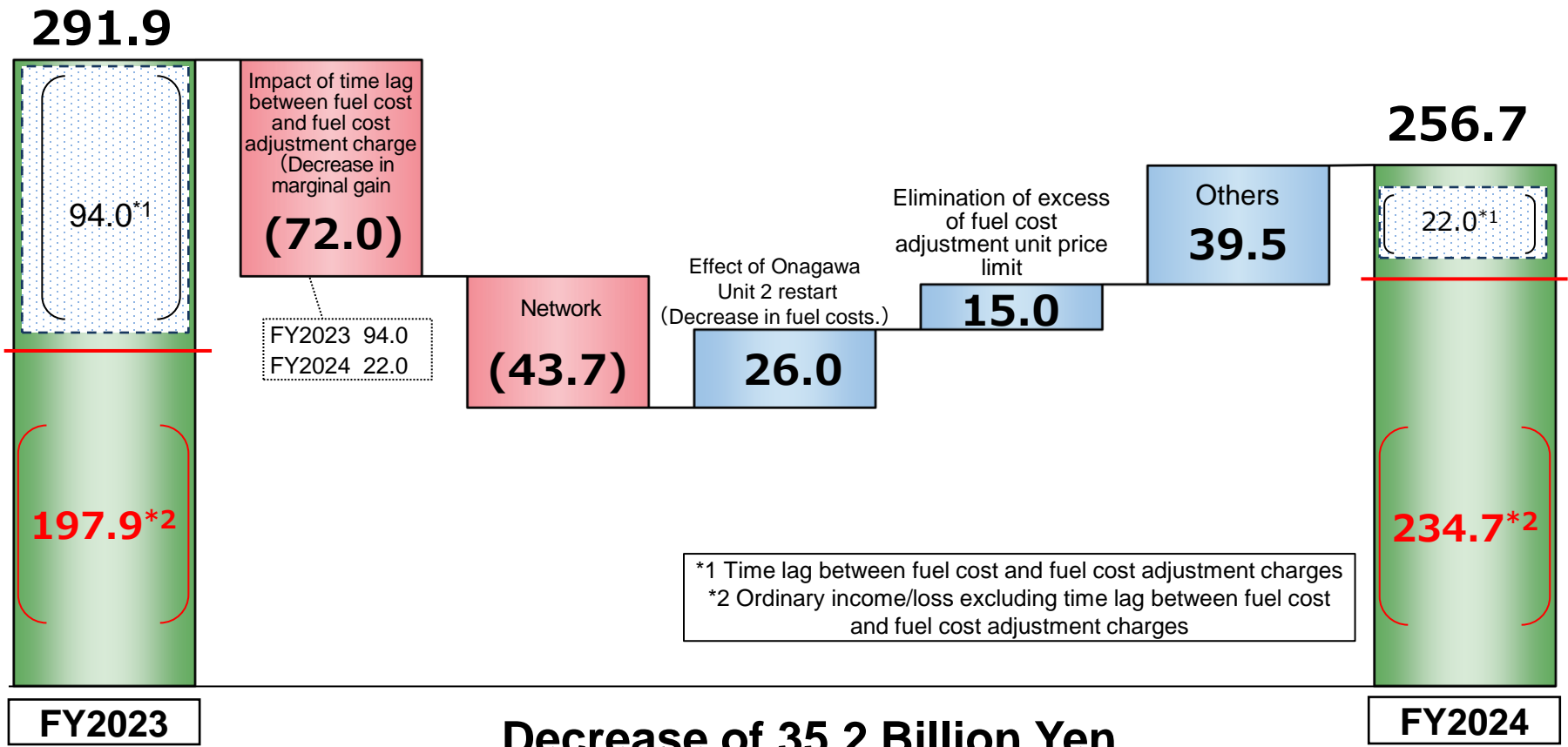
Changing Factors in Consolidated Ordinary Income Compared with FY2023

3

- ✓ Despite an improvement in income and expenditure due to the restart of Onagawa Unit 2, income decreased due to a decrease in marginal gain caused by the time lag in fuel procurement.
- ✓ Consolidated ordinary income decreased by 35.2 billion yen from the previous year to 256.7 billion yen. (Excluding time lag effects, consolidated ordinary income increased by 36.7 billion yen to 234.7 billion yen.)

Decrease of 35.2 Billion Yen (291.9 → 256.7)

(billions of yen)



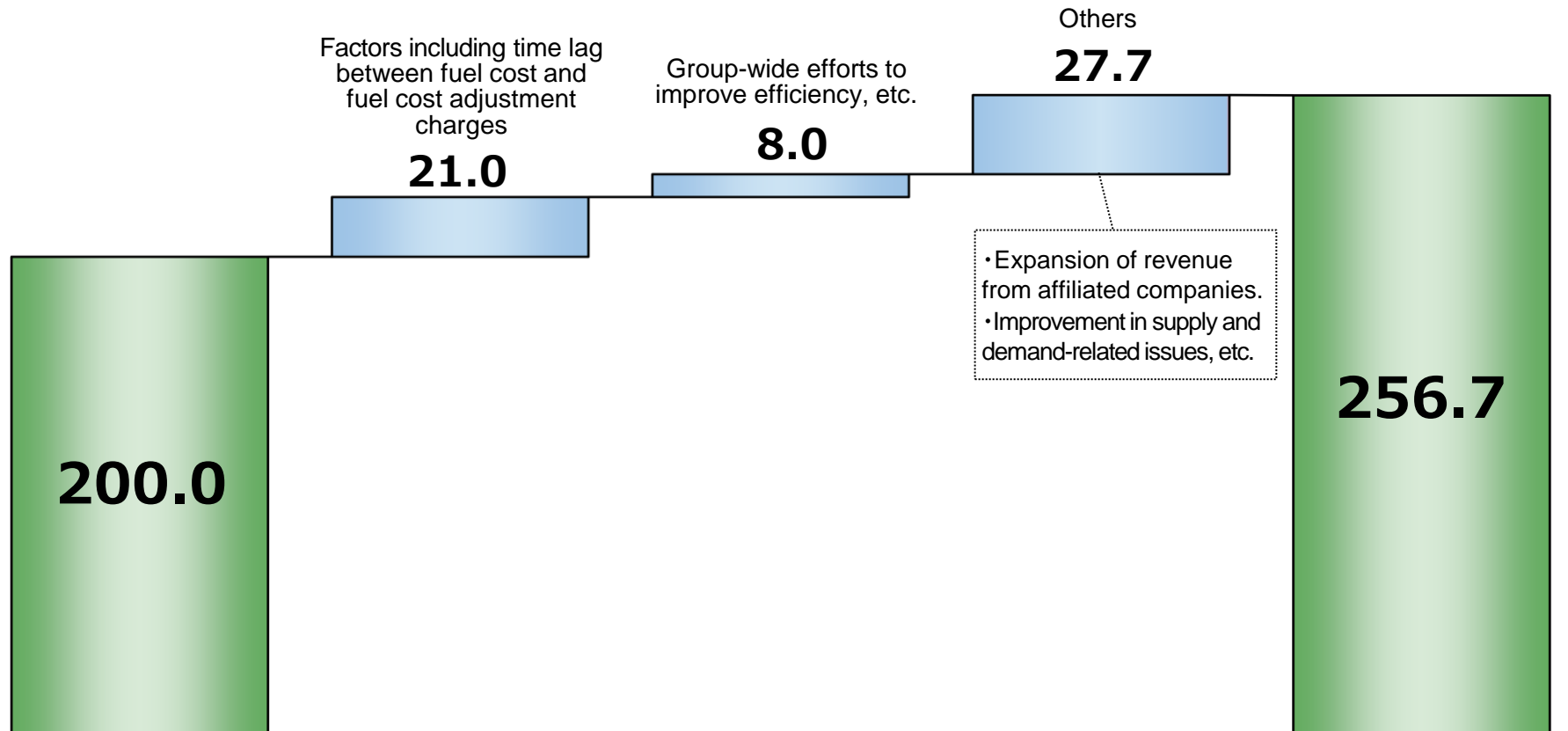
Changing Factors from the forecast of consolidated ordinary income (announced in January)

4

- ✓ The fuel market since January has been lower than expected, and group-wide efforts to improve efficiency have resulted in an increase of 56.7 billion yen from the forecast (announced in January) to 256.7 billion yen.

Change 56.7 Billion Yen (200.0→256.7)

(billions of yen)



**Announced in
Jan.2025**

(Ordinary income excluding
time lag of fuel cost
adjustment system
1,900)

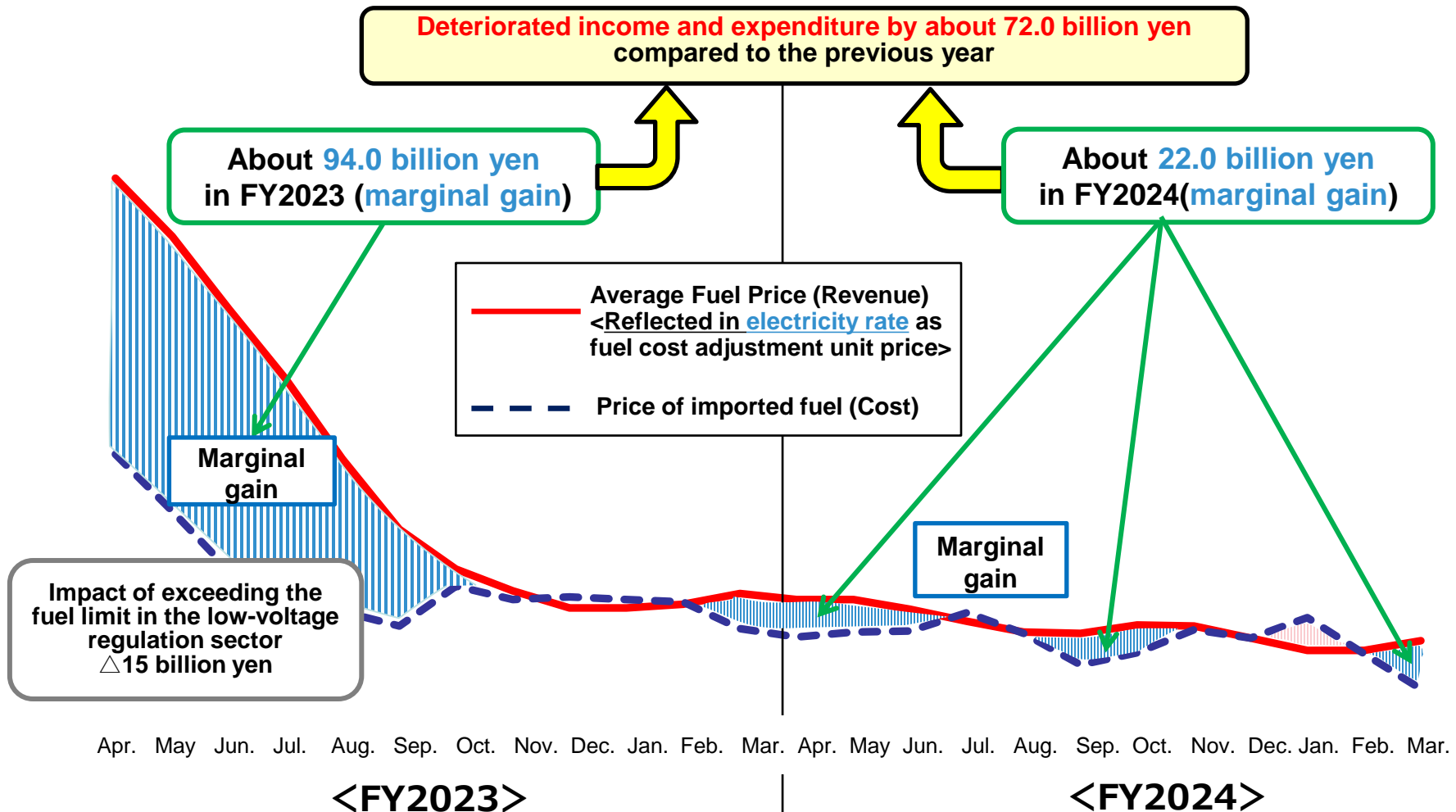
**FY2024
Results**

(Ordinary income excluding
time lag of fuel cost
adjustment system
2,347)

Impact of Time Lag between Fuel Cost and Fuel Cost Adjustment Charges

5

- ✓ While “the time lag effect of the fuel cost adjustment system” in the previous fiscal year resulted in a loss of 94 billion yen, this year's profit is 22 billion yen. Compared to the fiscal year, the balance **worsened by about 72 billion yen**.
- ✓ Regarding the “impact of exceeding the upper limit of the unit price of fuel cost adjustment”, the company took out 15.0 billion yen in the same period of the previous year due to its inability to pass on the exceeding the upper limit to rates (impact of worsened earnings), but this has been resolved by the revision of the upper limit in the June 1, 2023 rate revision, and earnings **improved by 15.0 billion yen from the same period of the previous year**.



- ✓ **Retail electricity sales** **60.9 TWh (a year on year decrease 3.3 TWh)**
 ...Decrease due to contract switchover caused by increasing competition, etc.
- ✓ **Wholesale electricity sales** **17.1 TWh (a year on year increase 2.0 TWh)**
 ...Increase in wholesale electricity market transactions, etc.

(GWh)				
Electricity sales*1	FY2023 (A)	FY2024 (B)	Change (B) - (A)	Change (B) / (A)
Lighting (Residential)	19,738	19,662	(76)	99.6 %
Power	44,396	41,212	(3,184)	92.8 %
Retail Electricity Sales*2	64,135	60,874	(3,261)	94.9 %
Wholesale Electricity Sales*3	15,091	17,123	2,032	113.5 %
Total of Electricity Sales	79,225	77,996	(1,229)	98.4 %

*1 Individual figures of Tohoku Electric Power Co., Inc., excluding network business.

*2 Retail Electricity Sales includes electric power for our business use.

*3 Wholesale Electricity Sales includes the volume of specified power interchange.

*3 Wholesale Electricity Sales includes the volume of specified power interchange.

				(billions of yen)			
Major factors	FY2023 (A)	FY2024 (B)	Change (B) - (A)	Sensitivity to Major factors	FY2023 (A)	FY2024 (B)	Change (B) - (A)
Crude Oil CIF Price (\$/bbl.)	86.0	82.4	(3.6)	Crude Oil CIF Price (\$/bbl.)	3.1	2.2	(0.9)
Exchange Rate (¥/\$)	145	153	8	Exchange Rate (¥/\$)	4.2	3.4	(0.8)
Hydro Power Flow Rate (%)	91.3	86.0	(5.3)	Hydro Power Flow Rate (%)	1.8	1.3	(0.5)
Nuclear Power Utilization Rate (%)	—	10.0	10.0				

Electricity Supply

7

✓ In terms of own generated power, while nuclear power generation increased due to the restart of Onagawa Unit 2, thermal power generation decreased due to a longer number of outage days for periodic inspections compared to the same period last year, and hydroelectric power generation decreased due to drought conditions.

(GWh)				
Electricity Supply ^{*1}	FY2023 (A)	FY2024 (B)	Change (B) - (A)	Change (B) / (A)
Own Generated Power ^{*2}	57,746	55,367	(2,379)	95.9 %
Hydro	7,597	6,795	(802)	89.4 %
Thermal	49,500	46,122	(3,378)	93.2 %
Nuclear	—	2,266	2,266	—
Renewables	649	184	(465)	28.4 %
Power Interchanges and Purchased Power ^{*3}	31,912	32,308	396	101.2 %
	(6,396)	(5,764)	632	90.1 %
Used at Pumped Storage and others	(425)	(469)	(44)	110.4 %
Total of Electricity Supply ^{*3}	82,837	81,442	(1,395)	98.3 %
	FY2023 (A)	FY2024 (B)	Change (B) - (A)	Change (B) / (A)
Total of Renewables ^{*4} [Percentage of Electricity Supply]	17,236 (20.8%)	15,275 (18.8%)	(1,961)	88.6 %

*1 Individual figures of Tohoku Electric Power Co., Inc., excluding network business.

*2 "Own Generated Power" shows sending end (electric power generated by the generator minus the electric power used in the power station).

*3 "Power Interchanges", "Used at Pumped Storage and others" and "Total of Electricity Supply" partly include projected volume

*4 The total value of solar power, wind power, biomass, waste, geothermal power, and hydro power generated by our company and power received from other companies.

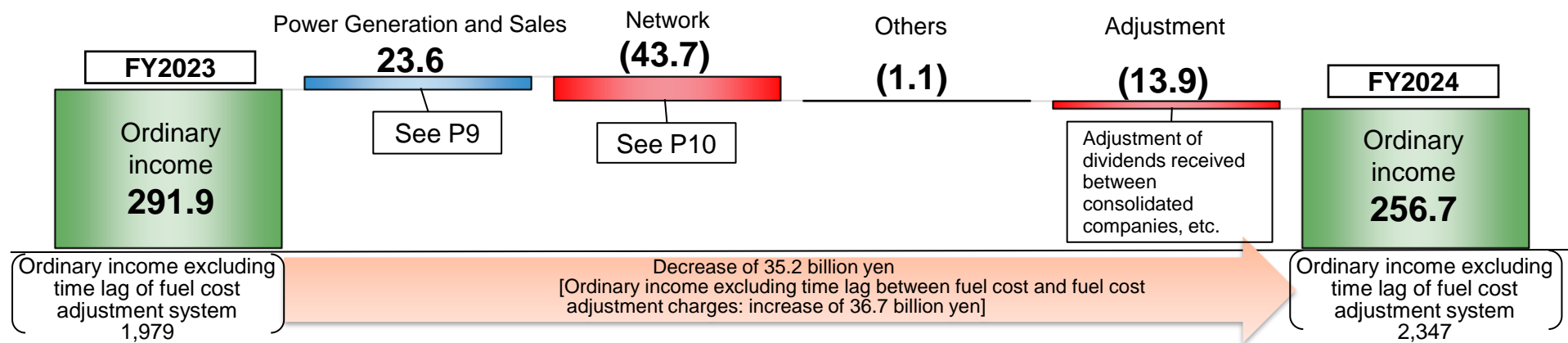
Segment Information (Consolidated)

8

	FY2023 (A)		FY2024 (B)		Change (B) - (A)		Major factors for change
	Operating Revenue ^{*1}	Ordinary Income	Operating Revenue ^{*1}	Ordinary Income	Operating Revenue ^{*1}	Ordinary Income	
Power Generation and Sales	2,281.0	220.2	2,138.9	243.8	(142.0)	23.6	<ul style="list-style-type: none"> Decrease mainly due to the impact of fuel cost adjustments resulting from lower fuel prices Increase due to effect of restart of Onagawa Unit 2 and elimination of excess of ceiling on unit price for fuel cost adjustments, etc.
	2,163.7		1,998.4		(165.2)		
Network	858.0	60.7	908.2	16.9	50.1	(43.7)	<ul style="list-style-type: none"> Increase in wholesale supply of electricity from renewable energy sources, etc. Decrease in income due to higher procurement costs related to securing adjustment power, etc.
	371.2		443.8		72.5		
Others ^{*2}	565.2	27.5	421.5	26.3	(143.6)	(1.1)	<ul style="list-style-type: none"> In the construction business, sales and income decreased due to the change of Yurtec Corporation from a consolidated subsidiary to an equity-method affiliate, which resulted in lower sales and ordinary income.
	282.8		202.5		(80.2)		
Subtotal	3,704.3	308.4	3,468.7	287.1	(235.6)	(21.2)	^{*1} The lower line of net sales shows sales to external customers. ^{*2} The company tendered a portion of its shares in its consolidated subsidiary Yurtec Co., Ltd. in a share buyback program conducted by Yurtec and transferred the shares on November 6, 2024. With this transfer, the company changed from a consolidated subsidiary to an equity-method affiliate. As a result, net sales and ordinary income, which were previously listed as "Construction", are now included in "Others".
Adjustment	(886.5)	(16.4)	(823.8)	(30.4)	62.7	(13.9)	
Total	2,817.8	291.9	2,644.9	256.7	(172.9)	(35.2)	

(billions of yen)

Changing Factors in Consolidated Ordinary Income



Segment Information (Power generation and Sales)

9

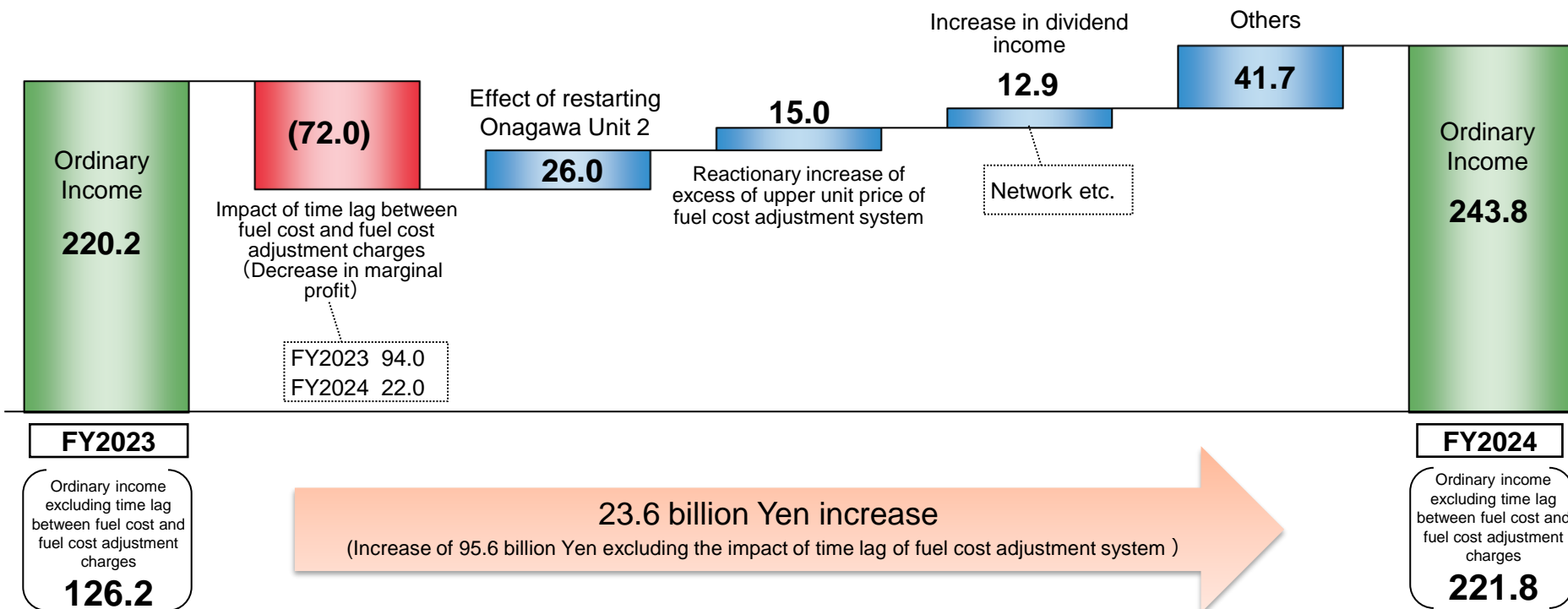
- ✓ Ordinary income increased by 23.6 billion yen from the previous fiscal year due to the effect of the restart of the Unit 2 reactors and improved due to the elimination of the upper limit of the unit price for fuel cost adjustment, despite a decrease in marginal gain due to the time lag effect of the fuel cost adjustment system. (Excluding the impact of the fuel adjustment time lag, ordinary income increased by 95.6 billion yen.)

(billions of yen)

	FY2023 (A)		FY2024 (B)		Change (B) - (A)	
	Operating Revenue ^{*1}	Ordinary Income	Operating Revenue ^{*1}	Ordinary Income	Operating Revenue ^{*1}	Ordinary Income
Power Generation and Sales	2,281.0	220.2	2,138.9	243.8	(142.0)	23.6
	2,163.7		1,998.4		(165.2)	

* Lower figures of operating revenue are sales to outside customers.

Fluctuation Factors of Ordinary Income



Segment Information (Network)

10

- ✓ Area demand decreased by 0.2TWh mainly due to decrease in commercial power compared to the last year. (99.7% year-on-year)
- ✓ Ordinary income decreased by 43.7 billion yen compared to FY2024 due to an increase of procurement costs related to securing adjustment capacity, etc.

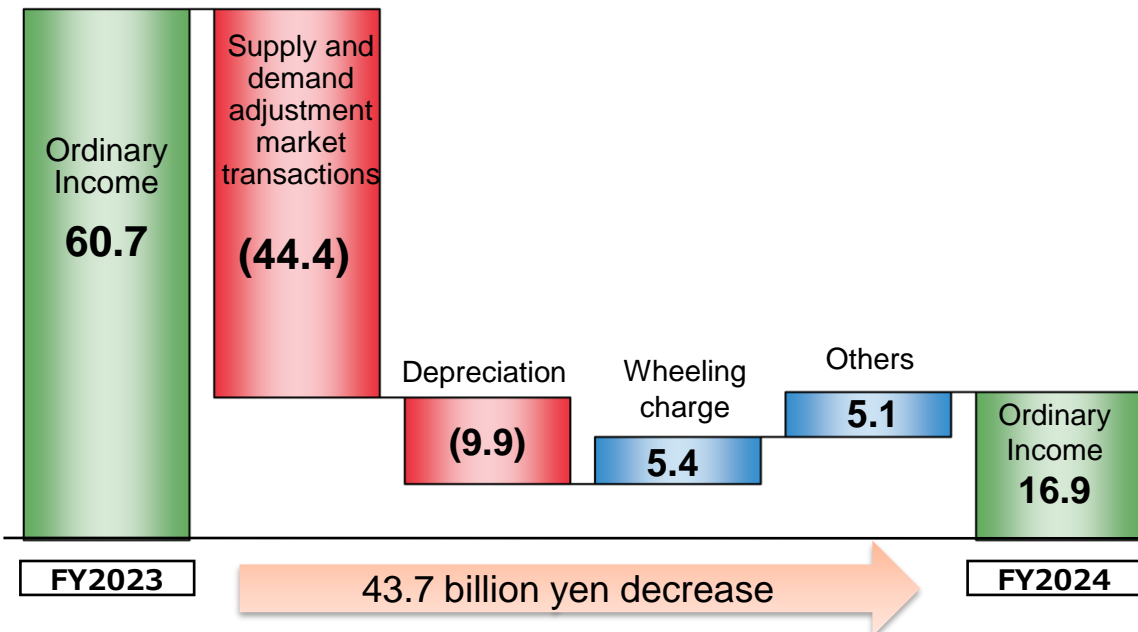
(billions of yen)

	FY2023(A)		FY2024(B)		Change (B) - (A)	
	Operating Revenue*	Ordinary Income	Operating Revenue*	Ordinary Income	Operating Revenue*	Ordinary Income
Network	858.0	60.7	908.2	16.9	50.1	(43.7)
	371.2		443.8		72.5	

* Lower figures of operating revenue are sales to outside customers.

Fluctuation Factors of Ordinary Income

(billions of yen)



Tohoku Area Electric Power Demand

(TWh)

	FY2023	FY2024	Change
Area Demand	75.4	75.2	(0.2) (99.7%)

Results of Major Consolidated Subsidiaries

11

(billions of yen)

			FY2023 (A)	FY2024 (B)	Change (B)-(A)	Note
Power generation and Sales	Sakata Kyodo Power Co., Ltd.	Operating Revenue	61.4	53.0	(8.4)	Decrease due to lower electricity sales for other companies (Operating Revenue)
		Ordinary Income	0.2	0.4	0.2	Decrease in waste disposal costs due to lower coal ash disposal costs, etc. (Ordinary Income)
	Tohoku Sustainable & Renewable Energy Co., Inc.	Operating Revenue	7.9	13.5	5.6	Increase in sales revenue from the sale of electricity to Tohoku Electric Power due to the acceptance of the geothermal business. (Operating Revenue)
		Ordinary Income	1.0	0.3	(0.6)	Increase in disposal costs of fixed assets. (Ordinary Income)
Others	Tohoku Electric Power Engineering & Construction Co., Inc.	Operating Revenue	71.6	69.6	(1.9)	Rebound decrease in nuclear power related construction (Operating Revenue)
		Ordinary Income	3.3	6.2	2.9	Decrease in nuclear-related outsourcing and fixed costs (Ordinary Income)
	NIHONKAI LNG CO., LTD.	Operating Revenue	18.0	16.8	(1.1)	Decrease in gas sales.
		Ordinary Income	0.8	0.6	(0.2)	
	TOHKnet Co., Inc.	Operating Revenue	25.1	26.0	0.9	Increase in income from lending to telecommunications carriers, etc.
		Ordinary Income	3.8	4.2	0.4	
	Toinx Co., Ltd.	Operating Revenue	30.8	30.1	(0.6)	Decrease in revenues from system development, etc. for Tohoku Electric Power Company and Tohoku Electric Power Network
		Ordinary Income	1.8	0.6	(1.1)	
	Kitanihon Electric Cable Co., Ltd.	Operating Revenue	33.8	40.0	6.1	Increase in production of aluminum wires and sales of removed wires due to the establishment of a new plant
		Ordinary Income	1.1	2.0	0.8	

※ Amounts before consolidation process.

Balance Sheets (Consolidated)

12

(billions of yen)

	Mar. 31, 2024 (A)	Mar. 31, 2025 (B)	Change (B)-(A)	Note
Total Assets	5,388.7	5,398.2	9.4	
Non-current Assets	4,186.3	4,256.2	69.9	Non-current assets of electric utility 513.8 Construction in progress (401.2) etc.
Current Assets	1,202.3	1,141.9	(60.4)	Other accounts receivable (31.7) etc.
Total Liabilities	4,477.6	4,389.4	(88.2)	
Non-current Liabilities	3,319.9	3,237.7	(82.1)	Asset retirement obligations (184.7) Contribution payable for nuclear reactor decommissioning 129.9 etc.
Current Liabilities	1,157.7	1,151.6	(6.0)	
Net Assets	911.0	1,008.8	97.7	Net income attributable to owners of parent 182.8 Non-controlling interests (59.7) etc.
Interest-Bearing Liabilities	3,290.9	3,336.9	45.9	Bonds 63.0, Long-term borrowings (8.0), etc.
Equity Ratio	15.4% (18.0%*)	18.3% (20.8%*)	2.9% (2.8%*)	*Equity ratio assuming 50% of the issued amount (140 billion yen) of the issued hybrid bonds as equity capital
	FY2023 (A)	FY2024 (A)	Change (B)-(A)	
Capital Expenditure	397.0	383.9	(13.0)	

Statements of Income (Consolidated) (1/2)

13

(billions of yen)

	FY2023 (A)	FY2024 (B)	Change (B) - (A)	Change (B) / (A)
Operating Revenue	2,817.8	2,644.9	(172.9)	93.9 %
Electric utility	2,531.7	2,422.0	(109.7)	95.7 %
Other business	286.0	222.8	(63.1)	77.9 %
Operating Expenses	2,495.5	2,364.5	(130.9)	94.8 %
Electric utility	2,228.6	2,171.5	(57.0)	97.4 %
Other business	266.9	192.9	(73.9)	72.3 %
Operating Income	322.2	280.3	(41.9)	87.0 %
Non-operating income	9.6	10.7	1.1	111.4 %
Non-operating expenses	39.9	34.3	(5.6)	86.0 %
Ordinary Income	291.9	256.7	(35.2)	87.9 %
Income taxes	61.5	71.9	10.4	117.0 %
Net income attributable to non-controlling interests	4.3	1.9	(2.3)	45.4 %
Net income attributable to owners of parent	226.1	182.8	(43.2)	80.9 %

Statements of Income (Consolidated) (2/2)

14

(billions of yen)

			FY2023 (A)	FY2024 (B)	Change (B) – (A)	Change (B) / (A)	Major factors for change
Revenue	Electric utility operating revenue	Revenue from Electricity Sales	1,638.1	1,499.2	(138.8)	91.5%	
		Lighting (Residential)	507.3	533.7	26.4	105.2%	
		Power	1,130.7	965.4	(165.2)	85.4%	Decrease in fuel cost adjustments.
		Sales of power to other utilities and other companies	591.2	693.6	102.3	117.3%	Increase in contributions for securing capacity and market transaction
		Other revenue	302.3	229.2	(73.1)	75.8%	Decrease in subsidies for mitigation of drastic changes
		Sub total	2,531.7	2,422.0	(109.7)	95.7%	
	Other operating revenue		286.0	222.8	(63.1)	77.9%	Decrease by changes of Yurtec corp. to an equity-method affiliated company
	[Operating Revenue]		(2,817.8)	(2,644.9)	((172.9))	(93.9%)	
	Non operating revenue		9.6	10.7	1.1	111.4%	
	Total revenue		2,827.4	2,655.6	(171.7)	93.9%	
Expenses	Electric utility operating expenses	Personnel	140.3	130.0	(10.3)	92.7%	
		Fuel	794.2	612.0	(182.1)	77.1%	Decrease in CIF price
		Maintenance	191.3	204.2	12.8	106.7%	
		Depreciation	168.3	184.1	15.8	109.4%	
		Power purchased from other utilities and other companies	629.7	736.0	106.2	116.9%	Increase in contributions for securing capacity
		Taxes, etc.	91.8	91.0	(0.8)	99.1%	
		Nuclear power back-end cost	8.4	9.7	1.3	116.3%	
		Other expenses	204.2	204.2	(0.0)	100.0%	
		Sub total	2,228.6	2,171.5	(57.0)	97.4%	
	Other operating expenses		266.9	192.9	(73.9)	72.3%	Decrease by changes of Yurtec corp. to an equity-method affiliated company
	Non operating expenses		39.9	34.3	(5.6)	86.0%	
	Total expenses		2,535.5	2,398.9	(136.5)	94.6%	
	[Operating Income]		(322.2)	(280.3)	((41.9))	(87.0%)	
Ordinary Income		291.9	256.7	(35.2)	87.9%		
Income taxes		61.5	71.9	10.4	117.0%		
Net income attributable to non-controlling interests		4.3	1.9	(2.3)	45.4%		
Net income attributable to owners of parent		226.1	182.8	(43.2)	80.9%		

Statements of Cash Flows (Consolidated)

15

(billions of yen)

	FY2023 (A)	FY2024 (B)	Change (B) - (A)	Major factors for change
Cash Flows from Operating Activities	450.1	410.3	(39.8)	Income taxes paid (46.0)
Cash Flows from Investing Activities	(333.5)	(422.6)	(89.0)	Payments for sale of shares of subsidiaries resulting in change in scope of consolidation (44.6)
Cash Flows from Financing Activities	(96.0)	34.1	130.1	Bonds 127.8 Loan 10.1
Net Cash Flows	21.4	21.7	0.3	
Cash and cash equivalents at end of the period	529.3	551.1	21.7	
Free Cash Flows*	116.6	(12.2)	(128.8)	

*Our definition;

Free Cash Flows = (Cash Flows from Operating Activities) + (Cash Flows from Investing Activities)

- ✓ **Operating revenue** **¥2,450.0 billion (Decrease of ¥194.9 billion compared to the previous year)**
Lower fuel prices led to a decrease in fuel cost adjustments and a decrease in sales.
- ✓ **Ordinary Income** **¥190.0 billion (Decrease of ¥66.7 billion compared to the previous year)**
Increased operation of Onagawa Unit 2. Reduction in margins due to the time lag of the fuel cost adjustment system
Increased interest payments and the impact of rising prices. Changes in the market and sales environment, etc.

■ Consolidated Financial Forecasts for FY2025

(billions of yen)

	FY2024 (A)	FY2025 forecast (B)	Change (B) – (A)
Operating Revenue	2,644.9	2,450.0	(194.9)
Operating Income	280.3	220.0	(60.3)
Ordinary Income	256.7 [234.7]	190.0 [190.0]	(66.7) [(44.7)]
Net Income Attributable to Owners of Parent	182.8	135.0	(47.8)

[] : Ordinary income excluding time lag between fuel cost and fuel cost adjustment charges.

■ Major Factors

		FY2024	FY2025 forecast
Electric power sales* (TWh)	R e t a i l	60.9	Approx. 61.4
	Wholesale	17.1	Approx. 16.7
	T o t a l	78.0	Approx. 78.1
Crude Oil CIF Price (\$/bbl.)		82.4	Approx. 80
Exchange Rate (¥/\$)		153	Approx. 145
Nuclear Power Utilization Rate (%)		10.0	Approx. 23.2

* Individual figures of Tohoku Electric Power Co., Inc., excluding network business.

■ Sensitivity to Major Factors

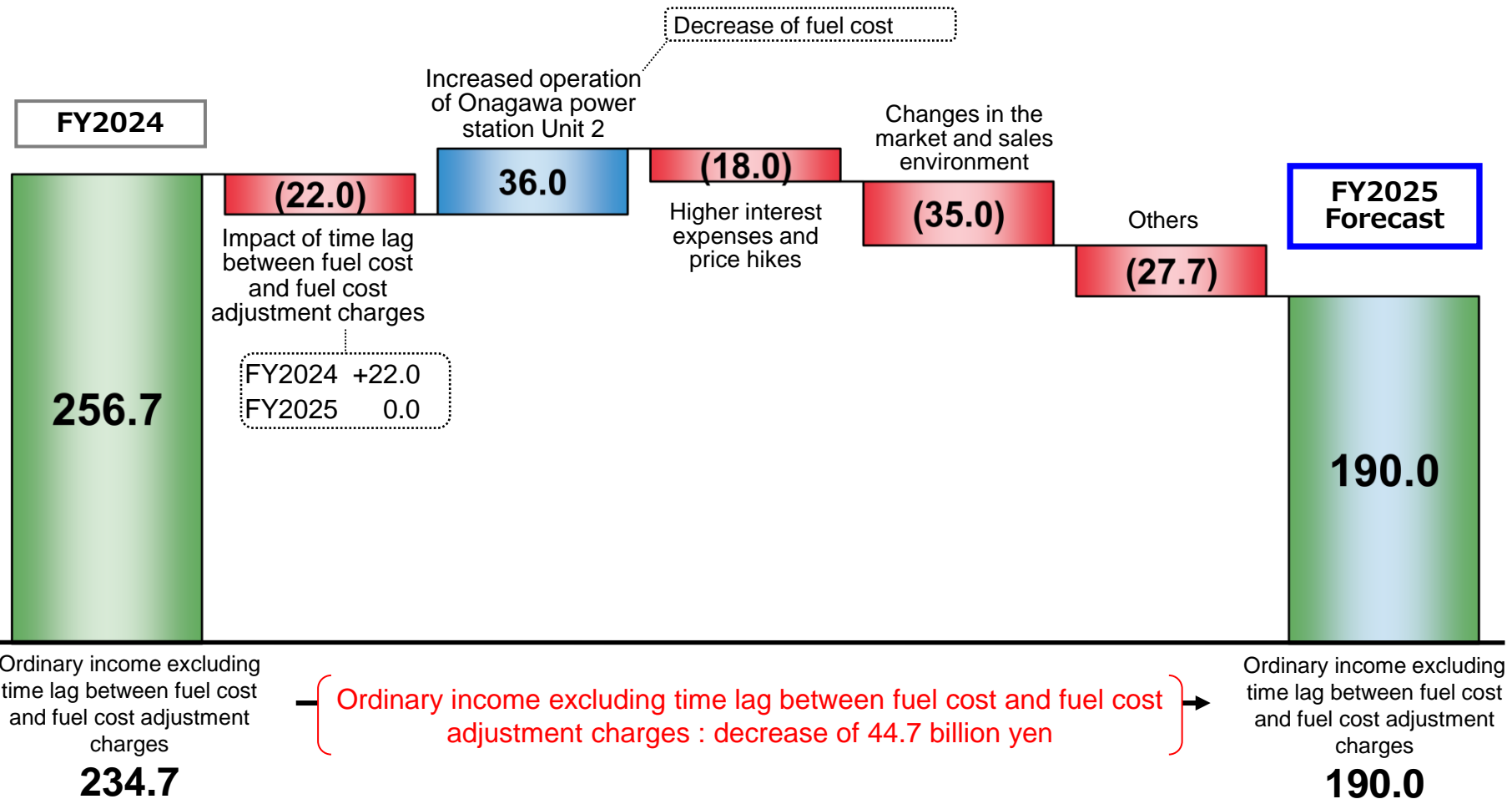
(billions of yen)

Crude Oil CIF Price (per \$1/bbl.)	Approx. 2.4
Exchange Rate (per ¥1/\$)	Approx. 3.1
Nuclear capacity factor (per 1%)	Approx. 2.5

- ✓ Based on calculations with certain assumptions for demand, exchange rates, and fuel prices, we expect to earn 190 billion yen in consolidated ordinary income in FY2025, despite the impact of “higher interest expenses and price hikes” and “changes in the market and sales environment”.

■ Changing factor of consolidated ordinary income (Compared with FY2024)

Decrease of 66.7 Billion Yen (256.7 → 190.0)

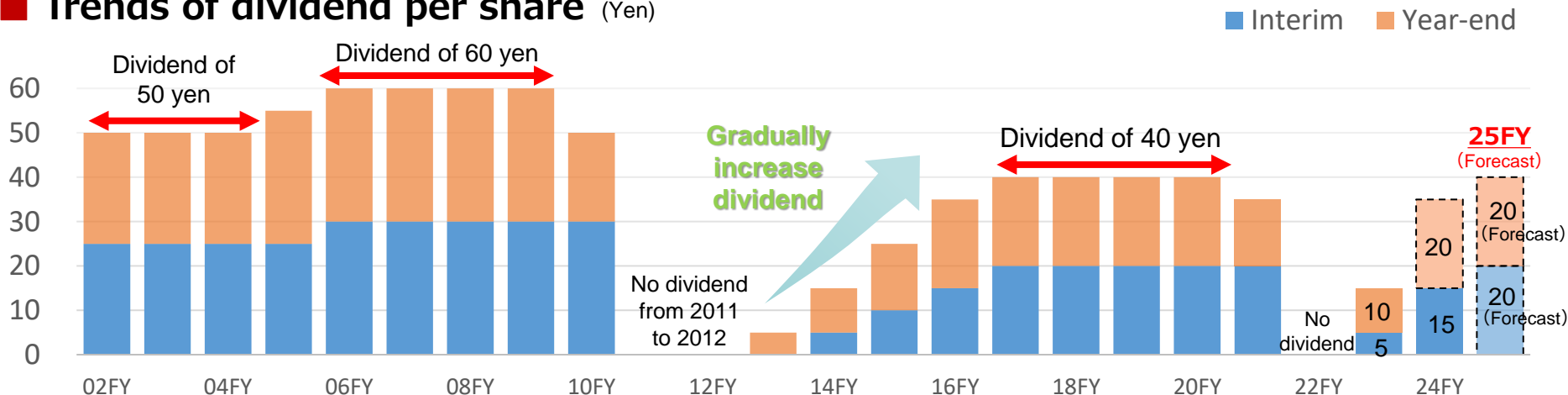


- ✓ Regarding profit distribution, we have stated in our 'Working alongside next + PLUS' published in April 2024 that, from the perspective of balancing the recovery of our financial foundation, we will make comprehensive decisions based on the current performance and medium- to long-term performance outlook, while maintaining the previous stable dividend as the basic policy and using a DOE (Dividend on Equity ratio) of 2% as a guideline.
- ✓ Regarding the financial results for the fiscal year 2024, despite improvements in income and expenditure and the restart of Onagawa Unit 2, there was a decrease in profit due to the impact of the time lag in the fuel cost adjustment system, resulting in a consolidated ordinary profit of 256.7 billion yen.
- ✓ On the other hand, for fiscal 2025, we are forecasting consolidated ordinary income of 190 billion yen and net income attributable to parent company shareholders of 135 billion yen. However, the business environment surrounding our group is undergoing significant changes, with increased uncertainty due to factors such as the impact of U.S. tariff policies, and the recovery of our financial base remains our top priority.
- ✓ Taking these factors into account, we plan to pay a dividend of 40 yen per share for the fiscal year ending March 2026 (20 yen per share for both the interim and year-end dividends).

■ FY2024・FY2025 (Forecast) Dividend Per Share

	Interim	Year-end	Total
FY2024	15yen	20yen	35yen
FY2025(Forecast)	20yen	20yen	40yen

■ Trends of dividend per share (Yen)



2. Financial Goals

- ✓ We have **set three financial goals for FY2026 and FY2030, consisting of profit goal [consolidated ordinary income], financial soundness goal [consolidated equity ratio], and profitability goal [consolidated ROIC].**
- ✓ In FY2024, consolidated ordinary income (excluding fuel time lag) was 234.7 billion yen, the consolidated equity ratio improved to 18.3% from 15.4% at the end of the previous fiscal year, and consolidated ROIC was 4.8%.
- ✓ The business environment surrounding our group is undergoing significant changes, and there are increasing uncertainties such as rapid development of competition, cost increases due to inflation, and rising interest rates. However, we will continue to work for “early recovery of our financial base” by securing 190 billion yen in consolidated ordinary income and steadily building up equity ratio even in fiscal 2025, when a severe business environment is expected, through steady progress in business development centered on electricity and energy under “Working alongside next + PLUS”.

Changes and risks in the business environment expected in the future

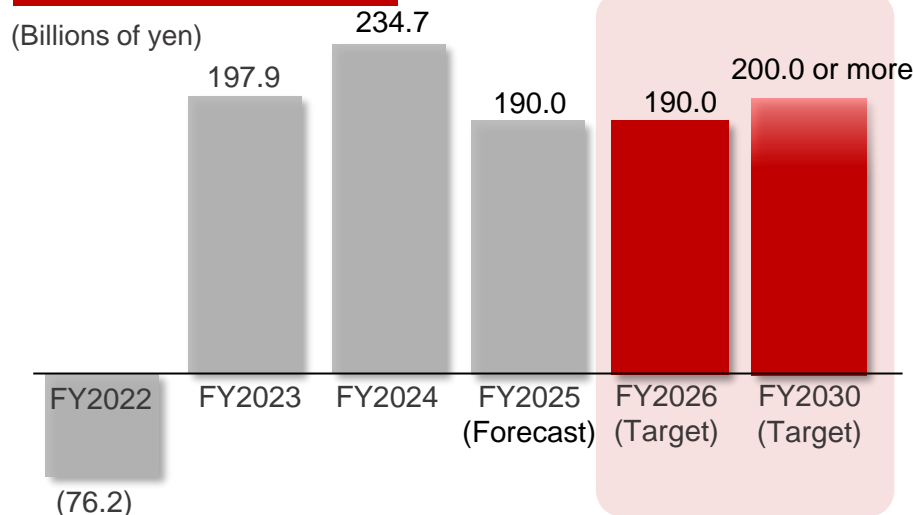
- Prices & Interest Rates**
 - Cost increases in procurement prices of materials and equipment, labor costs, etc.
 - Increase in market interest rates
- Competitive environment**
 - Increased competition due to lower fuel and electricity market prices
- Business risk**
 - A series of natural disasters in recent years
 - Geopolitical risks such as the Ukraine crisis and the escalation of the U.S.-China confrontation
- CN, DX**
 - Increased capital investment to achieve carbon neutrality, etc.

Business development to increase earnings

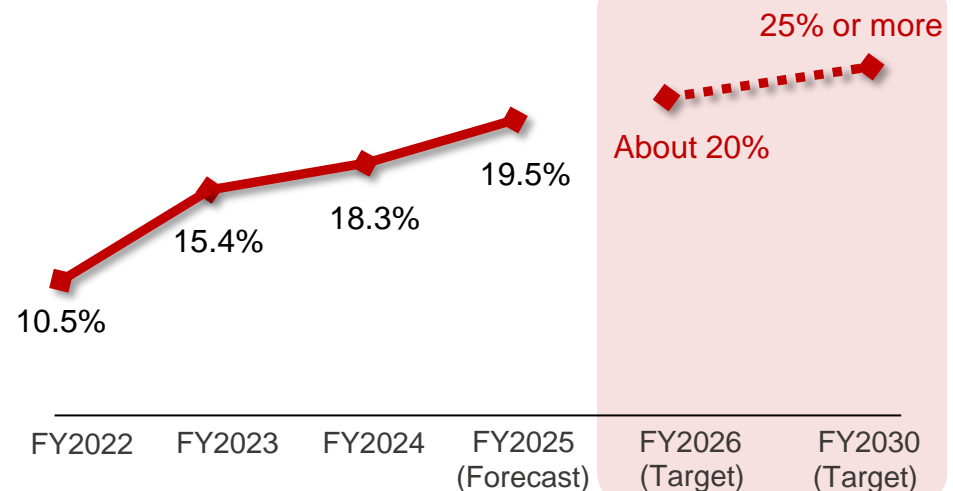
- Power generation, wholesale**
 - Promote optimization of supply and demand and expansion of revenue across the entire value chain.
- Green business**
 - Promotion of service proposals that combine corporate PPA and support for the introduction of storage batteries.
- Energy solution service**
 - Development of energy solution and business solution
- Network**
 - Challenge new business by utilizing assets and the efforts to expand area demand
- Related areas**
 - Business growth utilizing DX and AI

(1) Consolidated ordinary income

(excluding time lag effect of fuel cost adjustment system)



(2) Consolidated equity ratio



Company's Financial Goal (2)

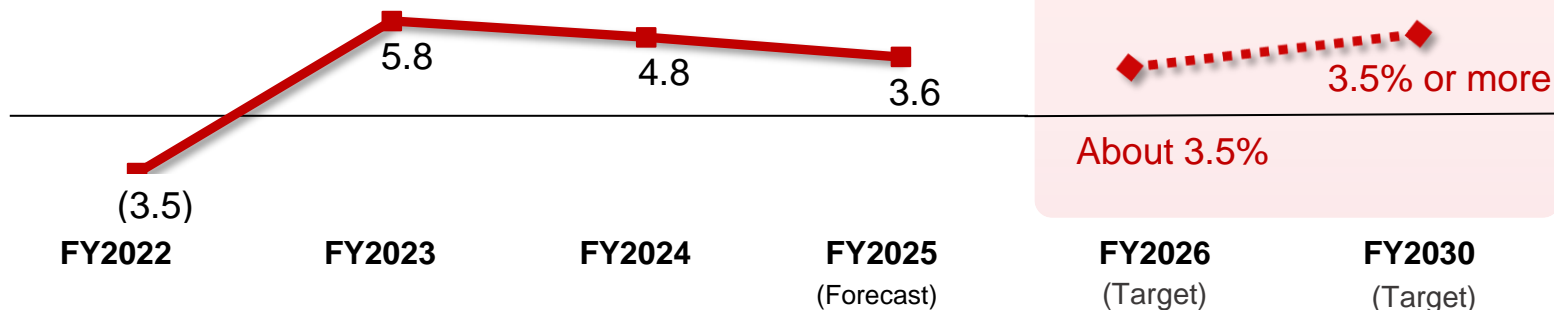
21

(3) Consolidated ROIC (Return On Invested Capital)

(unit: %)

$[\text{Operating income after tax} / (\text{Equity} + \text{Interest-bearing debt}) \times 100]$

*Equity and interest-bearing debt are both averages at the beginning and end of the period.



In order to provide a more quantitative understanding of our progress toward achieving our financial goals, we have broken down “Rate of Return to Target” and “ROIC Results” by business segment.

Progress by Business

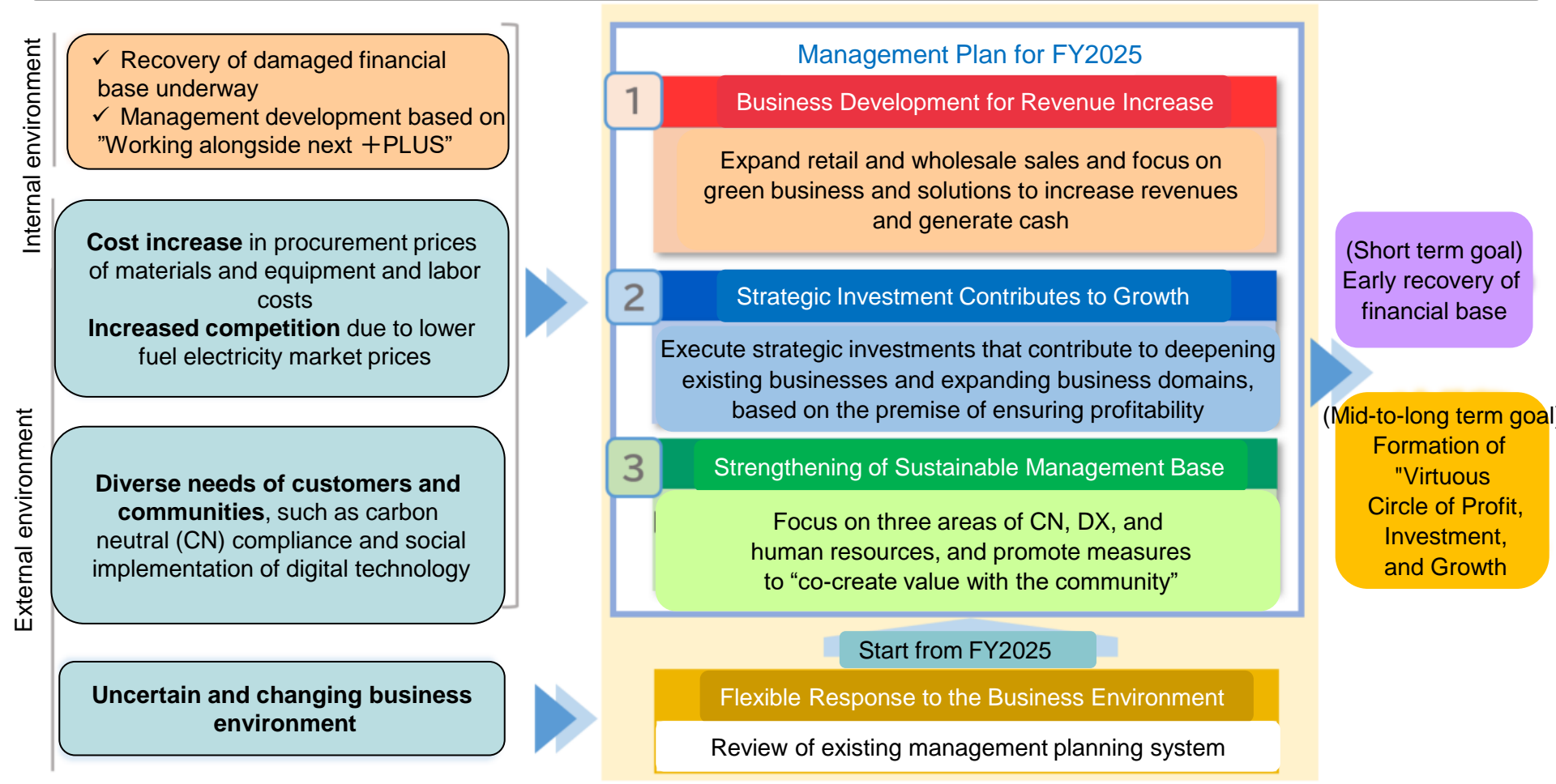
	Network	Power generation & wholesale		Green business			Energy & Solution service		Related areas		
	Network	Thermal power generation	Nuclear power generation	Renewable power generation	Next generation energy	Green energy	Electricity retail	Solution service	General Facilities Engineering	Real estate	DX & IT
Mission	Stable supply, efficient operation and upgrading	Combining Electricity Decarbonization and Economic Efficiency		Maximize the use of renewable energy throughout the value chain			Providing value by combining electricity and services		Providing value with assets and know-how that we have cultivated as an energy company		
ROIC (results)	1.3%	7.3%							6.6%		
Rate of return on target	1.5% or more	5% or more							6% or more		

3 . 2025 Business Plan and Challenge for Medium- and Long-term Sustainable Growth

Development of Tohoku Electric Power Group Management Plan for FY2025

23

- ✓ With the changing and increasingly uncertain environment surrounding our group, we have decided to **revise our specific plans based on our medium- to long-term vision from the conventional “three-year medium-term plan” that accumulates results from a forecasting perspective to a “single-year plan” that back-casts from our future ideal state, starting in fiscal year 2025.** This will allow us **to achieve highly agile business management and business development, and to take on the challenge of medium- to long-term growth while making steady progress toward realizing our vision of what we would like to be.**
- ✓ In the “Tohoku Electric Power Group Management Plan for FY2025” developed under the new management plan structure, **we will work to generate cash through sales expansion, as part of “business development aimed at earnings growth,” while also making “strategic investments that contribute to growth” and “sustainable reinforcement of the management base” to achieve a quick recovery of our financial base.** In addition, we will work to form a **“virtuous cycle of profit, investment, and growth” over the medium to long term.**



Management Plan - Business Development for Expanding Revenue -

24

- ✓ We aim to increase earnings and generate cash by expanding retail and wholesale sales, focusing on green business and solutions, and promoting supply and demand optimization.

Expand sales and contribute to carbon neutrality through business development not limited to areas centered on Tohoku and Niigata

- Expand the volume of electricity sales by enhancing rate plans that meet diverse needs and proactively propose them to customers
- Challenges in improving energy efficiency through electrification and optimizing power usage by expanding demand response.
- Contributing to customers' achievement of carbon neutrality by leveraging synergies from the sale of renewable energy electricity and service provision like PPA services.

《Promotion of Smart Life Electrification》

Provide various services of the Tohoku Electric Power Group, including support for the installation of solar power and storage battery systems, to realize eco-friendly lifestyles for residential customers



Development and proposal of various services to support customers' problem solving

《Individual Customers》

- Provide services useful for daily life, such as "Residence Safety Support," "House Cleaning," and "Remodeling Innovation Service"
- Strengthen proposals for solutions to housing problems by developing services based on the "home life cycle" and expand the areas where we provide existing services

《Corporate Customers》

- In addition to proposing decarbonization and optimization of energy, we develop and propose the solutions that would be necessary in customer's future business.
- At "exEMS SOLA," we comprehensively support decarbonization-related challenges and needs by visualizing GHG emissions and creating and managing GHG reduction roadmaps.



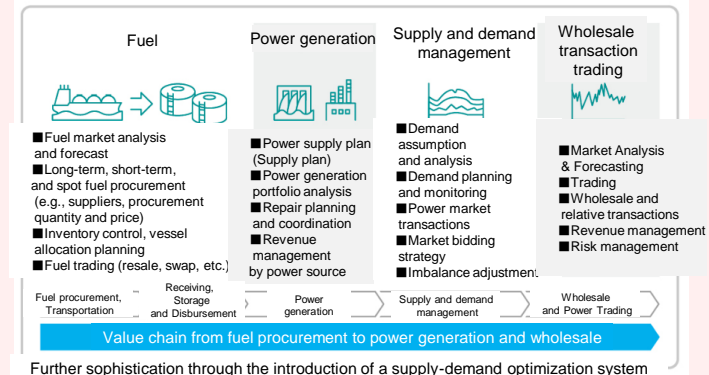
Promote optimization of supply and demand and increase earnings throughout the value chain

- Optimization of the value chain for fuel procurement, power generation, and wholesale
- Optimization of supply and demand by flexibly responding to changes in fuel and electricity markets and supply/demand conditions through the use of trading
- Expand wholesale based on customer needs, and pursue economies of scale by leveraging the market



Supply and demand optimization at Tohoku Electric Power Energy Trading Co.

Image of efforts to optimize the value chain from fuel procurement to power generation and wholesale



Further sophistication through the introduction of a supply-demand optimization system

- ✓ We will steadily build up equity ratio to restore our financial base and, **from a medium- to long-term perspective, form a “virtuous cycle of profit, investment, and growth” through strategic investments to generate additional value in response to changes in the electric power business.**

Cash out

Reduction of interest-bearing debt

End of FY2024:
3,336.9 billion yen

Return to shareholders

(Approx. 2% DOE)

Investments that respond to changes in the electric business and generate added value
(Strategic investments)

Investment contributing to stable supply of electric power
Approx. 300 billion yen/year

Strategic Investment

Strengthen investment discipline to ensure profitability and thoroughly improve efficiency in investments that contribute to the stable supply of electricity, and **make strategic investments of about 300 billion yen by FY2030 that generate additional value in response to changes in the electric power business.**

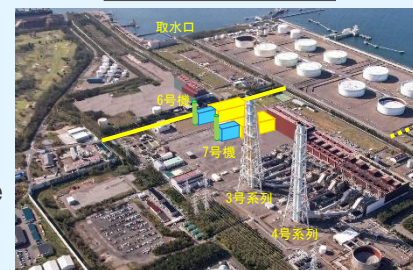
【Breakdown】

- **Development of renewable energy: Over 100 billion yen**
- **Decarbonizing thermal power: Approx. 100 billion yen**
- **Development of new services and enhancement of DX infrastructure, etc.: Approx. tens of billions of yen**

【Main Initiatives】

- **Investments in decarbonizing power sources based on competitiveness and profitability**
 - ✓ Higashi Niigata Thermal Power Station Unit 6 development (replacement) using the Long-Term Decarbonization Power Auction
 - ✓ Demonstration test for decarbonization of thermal power
 - ✓ Investment in renewable energy with a focus on offshore wind power
- **Development of AI-related services with a focus on the rapid spread and expansion of generative AI**
 - ✓ Generative AI infrastructure services
 - ✓ AI services for corporations, etc.
- **Strengthening DX and IT infrastructure to meet diverse needs and create new businesses, including energy management**

Replacement of Higashi Niigata Thermal Power Station



✓ Generative AI Infrastructure Services



(Photo: GX Technology, Inc.)

- ✓ We are working on measures to achieve carbon neutrality, in which the electric industry plays a major role (CN strategy), innovation and business transformation using DX (DX strategy), and strengthening human capital, which is the source of our growth (human capital strategy).
- ✓ In April of this year, the “General Affairs and Community Co-Creation Division” was established at the head office to **promote regional development and problem solving more than ever.**

Contribution to local industrial development

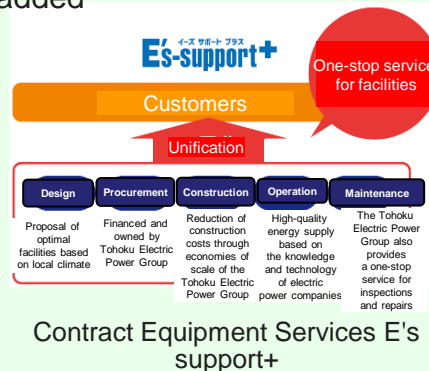
- Developing activities to support business attraction
- Proposal for industrial high value-added

主な工業団地への電力供給工事の概要

東北6県および新潟県の主な工業団地への電力供給工事の概要をご覧ください。

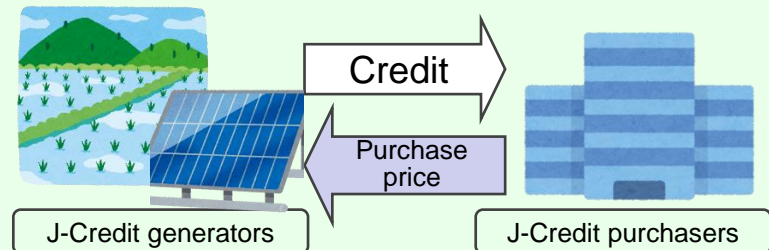


Disseminating electric power supply information via the website
(Tohoku Electric Power Network)



Local Carbon Neutral

- Proposals for renewable energy solutions and electrification of heat sources
- Carbon credit creation
- Continue safe and stable operation of Onagawa Unit 2



Solving social problems such as population decline

- Provide added value to municipalities and companies by leveraging assets and know-how
- Supporting social entrepreneurs and organizing programs that lead to value co-creation
- Creation of human flow, including tourism and related population*.

*People who are continuously involved in a specific region in a variety of ways. They can be likened to more than tourism and less than immigration.



Automatic meter reading service for water and gas utilities
(Tohoku Electric Power Network)



Co-creation program with social entrepreneurs
(Tohoku Electric Power Company)



One of Tohoku's largest camping events
(Tohoku Electric Power Frontier)

Providing hands-on opportunities for children, the future leaders of our society

- Providing opportunities to develop interest in electricity and energy
- Support for cultural activities and sports, such as writing contests for junior high school students



Work experience
(Tohoku Electric Power Network)

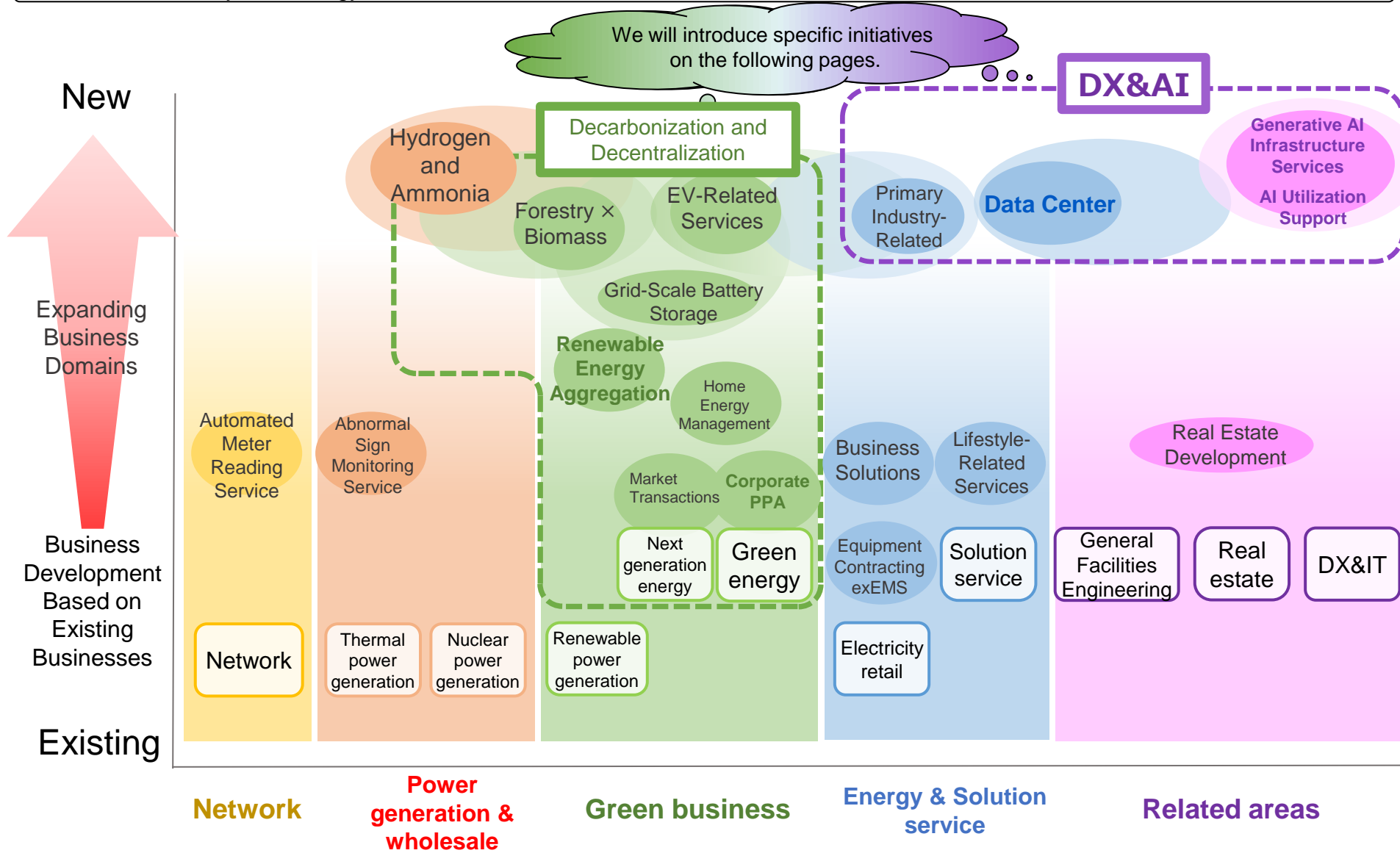


An application to learn energy like a game (TOiNX)

Challenge for Growth: Deepening Existing Businesses and Expanding Business Domains

27

- ✓ We will take on the challenge of sustainable growth in the medium to long term for the entire corporate group by leveraging the advancement of carbon neutrality and digital transformation (DX) as business opportunities. This will be achieved through "deepening existing businesses" and "expanding business domains," starting with five areas and eleven businesses centered around electricity and energy.



Development of new services utilizing renewable energy

- We will promote the development of renewable energy in “Renewable Energy Power Generation Business” and provide various services utilizing renewable energy in “Next Generation Energy Service Business” and “Green Energy Service Business.”



Renewable energy generation business

- Development of new power sources with an awareness of coexistence with the local community
- Maintenance and expansion of power generation through renewal of aging facilities, etc.
- Wind power maintenance business, etc.

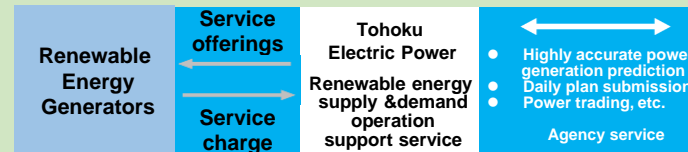


Shin Noshiro Wind Power Station



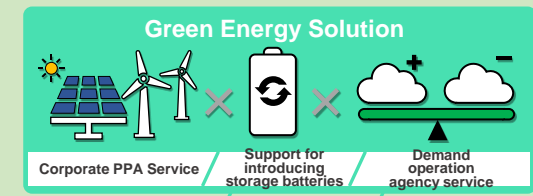
Next generation energy service business

- Aggregating distributed energy resources (storage batteries, etc.) and returning a portion of revenues earned through market transactions, etc. to customers (VPP)
- Providing services such as power generation forecasting and supply and demand operation (renewable energy aggregation services)

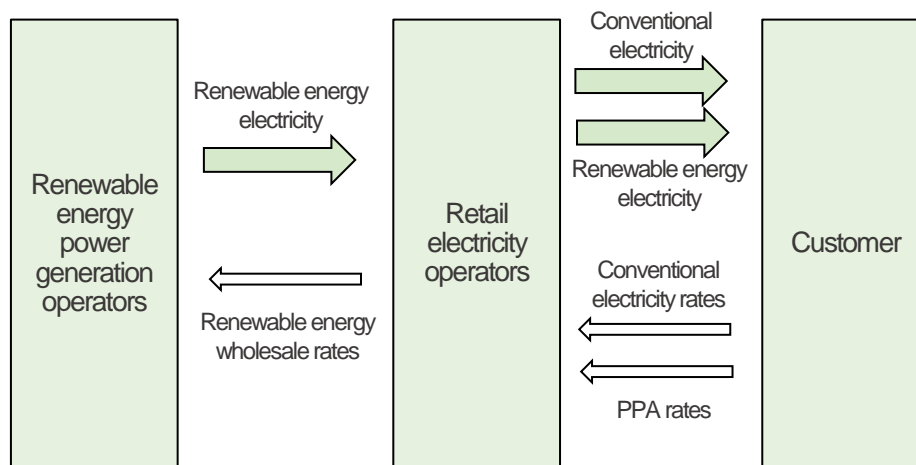


Green energy service business

- Propose optimal services combining corporate PPA (physical and virtual) selling renewable energy electricity, supply and demand operation agency, and support for the introduction of storage batteries, etc.

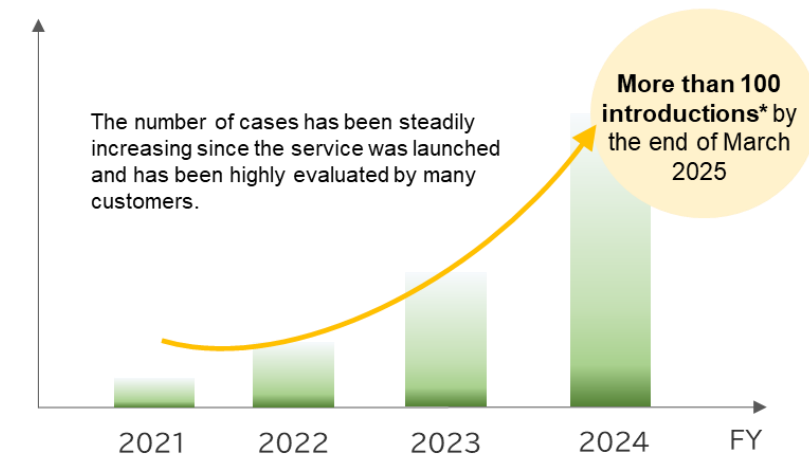


➤ Off-Site PPA service overview



➤ Introduction results of Corporate PPA Service

Introduction results

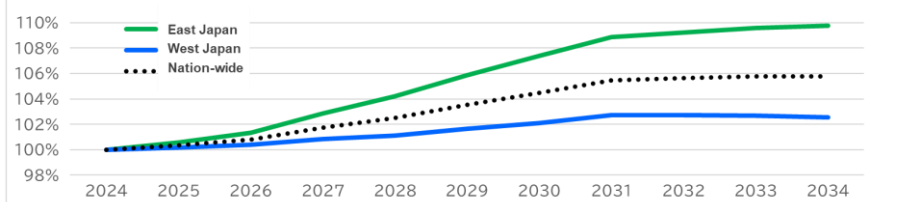


Efforts to locate and attract data centers and other industries

- According to the “Demand Projections for the Entire Nation and Supply Areas (FY2025)” released by Organization for Cross-regional Coordination of Transmission Operators, Japan in January 2025, **electricity demand in the eastern Japan (50 Hz) area is expected to increase by approximately 10% over the next 10 years, and has extremely high growth potential.**
- In addition, the Tohoku Electric Power Network is actively disseminating information on the supply of power to data centers and other high power consumption facilities, **by disclosing candidate locations (areas) where a relatively early response is possible as “welcome zones”.**
- We will continue **to attract data centers and other facilities by integrally proposing our expertise and services, such as “decarbonized electricity supply” and “energy management,” while aiming to increase the amount of electricity sold in and outside the area.**

➤ Electricity demand expansion forecast for East Japan area

[Demand forecast for East Japan (Hokkaido, Tohoku, Tokyo) and West Japan (Chubu, Kansai, Hokuriku, Chugoku, Shikoku, Kyushu, Okinawa)]



Source: Organization for Promotion of Wide-Area Management of Electricity
“Demand Projections for FY2025 Nationwide and by Service Area”

➤ Unveiling of Welcome Zone to further increase area demand

ウェルカムゾーンに関するご案内

比較的早期（3～5年程度）に対応可能な10万～30万kW程度の供給候補地点についてご紹介します。



Candidate sites that can respond relatively quickly (3-5 years) to supply 100MW or 300MW

(Available on the website of Tohoku Electric Power Network)

https://nw.tohoku-epco.co.jp/danchi/pdf/energy_resource.pdf

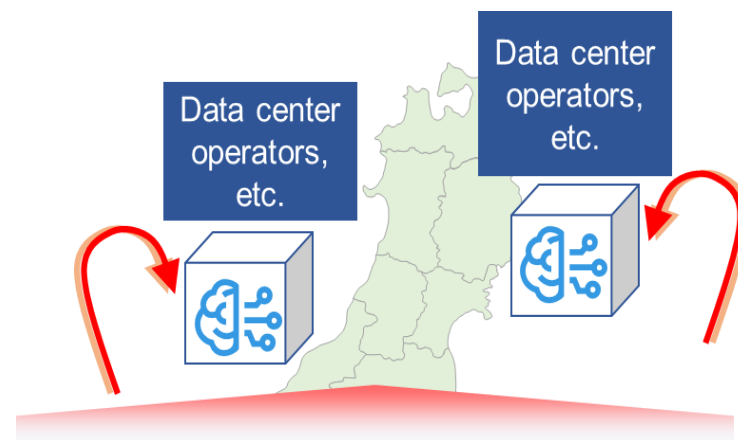
Show candidate sites by prefecture and sites of major industrial parks

Show detailed page of candidate sites

Area map shows number of listings per prefecture



➤ Efforts to increase electricity sales



Real estate
(Company-owned land, including former power station sites, etc.)

Energy
management

Decarbonization
electricity

Facilities
management

Related works



etc.

【 Regional characteristics of six Tohoku and Niigata prefectures 】

Abundant renewable energy

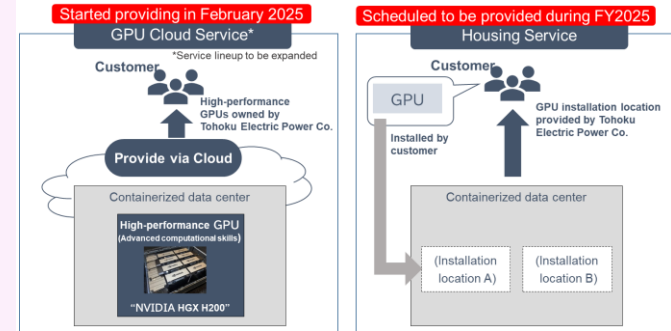
Cool climate

Launch of AI-related services and DX initiatives within the group

- We will promote the creation of new services related to generative AI (hardware and software) while maximizing the use of the latest data and digital technologies in all business situations to create new value and improve the sophistication and efficiency of operations across the entire group.

➤ Hardware services

- We are working to create “generative AI infrastructure services” to support the rapidly expanding demand for GPUs required for generative AI from a hardware perspective.
- Since February 2025, we have been offering a GPU cloud service that provides high-performance GPUs via the Internet using a cloud environment to companies developing generative AI services, educational institutions, research organizations, and other entities.
- We plan to launch a “housing service” in which we will install our customers' GPUs in container-type data centers provided by our company by fiscal 2025.



➤ Software services

- Based on a business alliance with ExaWizards Inc., we have launched a corporate AI service for corporate customers in the six prefectures of Tohoku and Niigata.
- In addition to supporting the introduction and utilization of generative AI, we propose the development of customized AI solutions tailored to "on-site operations such as construction and manufacturing" and "sales operations" for customers considering more advanced AI utilization. This proposal leverages the cutting-edge AI technology possessed by ExaWizards Inc. and the wide range of AI use cases held by our company.

Support for introducing and utilizing generative AI

- ✓ Providing exaBase Generative AI with a proven track record*
 - ✓ Hands-on support for improving operational efficiency through the use of generative AI
- * We are an authorized reseller of ExaWizards Inc.'s services.

Development of business-specific AI solutions

- ✓ Supporting the advancement and efficiency of internal operations through the development of AI solutions specialized for specific tasks.

[Anticipated solutions]

- Solutions that analyze images of equipment and parts taken at factories and other locations to detect defects at an early stage
- Solutions that use AI to streamline report creation and sales-related task management

Image of equipment and component malfunction detection



➤ Examples of initiatives within the Group

- We will promote DX initiatives such as AI generation and data utilization, advance the sophistication and efficiency of our operations, and develop products and services that leverage our expertise.
- ✓ **Optimal asset utilization**
Introduction of cutting-edge technology will enable automation of equipment patrols, utilization of digital twins, and other measures to enhance equipment operation.

Main areas of application

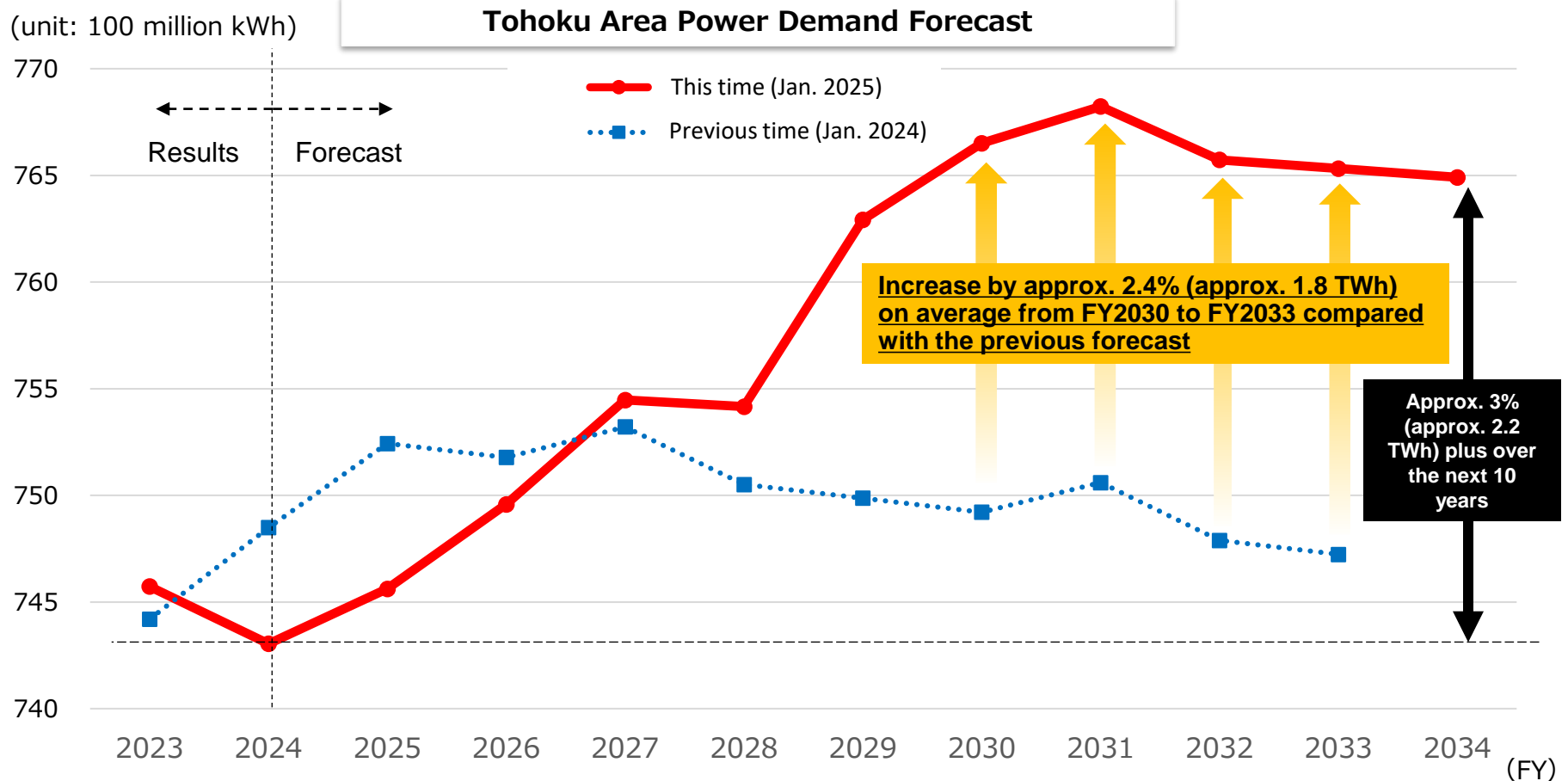


✓ Utilization of AI/Data

Through a fundamental review of business processes utilizing AI and data, we aim to enhance efficiency and sophistication of operations, and transition to more creative tasks.

Company's(Tohoku) Area Electricity Demand Forecast 31

- According to the “Demand Forecast for the Nationwide and Supply Areas (2025)” published by the Organization for Cross-regional Coordination of Transmission Operators, Japan in January 2025, electricity demand in **our (Tohoku) area is expected to increase by about 3% (about 2.2 TWh) over the next 10 years.**
- In this forecast, electricity demand is expected to increase due to the impact of the expected increase in demand associated with the construction of new data centers and semiconductor factories nationwide, etc. **In our (Tohoku) area, electricity demand is expected to increase by approx. 2.4% (approx. 1.8 TWh) on average from FY2030 to FY2033 compared to the previous forecast (published in January 2024). Electricity demand is expected to swing upward.** We will continue to monitor the impact of new and additional construction projects.



4.Our Management For Capital Cost and Stock Price

- ✓ The Tohoku Electric Power Group has set new financial targets (① Consolidated ordinary income, ② Consolidated ROIC, ③ Consolidated equity ratio) and other targets based on an evaluation and analysis of cost of capital and capital profitability in our Future Management Development “Working alongside next + PLUS” that we set in April 2024.
- ✓ In the fiscal year 2025, we will continue to pursue earnings and growth in each of our businesses and achieve new financial targets, and aim to achieve sustainable growth and increase corporate value over the medium to long term (P/B ratio of over 1x) by stable shareholder return and enhancing dialogue with the capital markets through investor relations activities.

		Directions	Target・KPI, etc. (Underlined bold: New setting)	Overview of 2024	Main Initiatives for FY2025
ROE improvement	ROIC	<ul style="list-style-type: none"> ■ <u>Profit building-up, expansion</u> ■ <u>Improved return on capital</u> (Levels above capital cost) 	<p>[FY2026]</p> <ul style="list-style-type: none"> ◆ <u>Consolidated ordinary income: 190.0 billion yen</u> ◆ <u>Consolidated ROIC : Approx. 3.5%*</u> <p>[FY2030]</p> <ul style="list-style-type: none"> ◆ <u>Consolidated ordinary income: 200.0 billion yen or more</u> ◆ <u>Consolidated ROIC: 3.5% or more*</u> <p><u>*Consolidated ROE 8% or more when target is achieved</u></p>	<ul style="list-style-type: none"> ✓ Formulation of “Working alongside next + PLUS” ✓ Restart of Onagawa Unit 2 ✓ Consolidated ordinary profit of 234.7 billion yen (excluding the impact of the time lag in the fuel cost adjustment system) ✓ Consolidated ROIC of 4.8% (ROE of 20.2%) ✓ Expand profits across the value chain by promoting supply and demand optimization and fuel procurement, power generation, and wholesale ✓ Expansion of the introduction of corporate PPA services 	<ul style="list-style-type: none"> ✓ Expansion of corporate PPA service sales and strengthening of renewable energy aggregation ✓ Development and proposal of various services to support the expansion of electricity retail and solve customer issues through business expansion beyond regional boundaries ✓ Development and expansion of services utilizing DX and AI ✓ Stable operation of Onagawa Unit 2 ✓ Pursuit of supply-demand optimization and revenue expansion across the entire value chain ✓ Examination of early supply measures and support activities for attracting businesses to expand regional demand
	Financial strength	<ul style="list-style-type: none"> ■ <u>Early improvement of financial strength</u> ■ <u>Ensure financial soundness</u> ■ <u>Realization of optimal capital structure</u> 	<p>[FY2026]</p> <ul style="list-style-type: none"> ◆ <u>Consolidated equity ratio: Approx. 20%</u> <p>[FY2030]</p> <ul style="list-style-type: none"> ◆ <u>Consolidated equity ratio: 25% or more</u> 	<ul style="list-style-type: none"> ✓ Setting financial targets for fiscal year 2026 and 2030 ✓ Ensuring the recovery of equity capital (Consolidated equity ratio of 18.3%) ✓ Strengthening investment discipline based on ensuring profitability that exceeds capital cost 	<ul style="list-style-type: none"> ✓ Steady accumulation of equity through profit generation ✓ Improvement of cash flow through stable operation of Onagawa Unit 2 ✓ Strengthening investment discipline based on ensuring profitability that exceeds capital cost
PER improvement	Capital Market Expectation	<ul style="list-style-type: none"> ■ <u>Maintenance of stable dividend</u> ■ <u>Improved explanation and transmission to capital market regarding dividend policy</u> ■ <u>Confidence building of mid- and long-term growth and profitability</u> ■ <u>Enhanced dialogue with capital market through IR activities</u> 	<ul style="list-style-type: none"> ◆ <u>Stable dividend based on DOE of 2% (For the time being, we will make comprehensive judgments while using DOE (Dividend on Equity ratio) as a guide to make a balance with the recovery of our financial base.)</u> ◆ Dialogue between the Company's Directors and capital market participants ◆ Dialogue with and visits to domestic and foreign institutional investors ◆ Dialogue and information sharing with individual investors ◆ Various external evaluations, scores and survey results 	<ul style="list-style-type: none"> ✓ Introduction of the DOE concept, considering the maintenance of stable dividends and the improvement of predictability in the capital market ✓ Dividends based on a DOE target of 2% (Interim dividend of 15 yen and year-end dividend of 20 yen) 	<ul style="list-style-type: none"> ✓ Recovery of the financial base and balanced dividends (Maintaining stable dividends even while aiming for early recovery of the financial base) ✓ Explanations and information dissemination to improve predictability in the capital market
				<ul style="list-style-type: none"> ✓ Proactive engagement in dialogues between our management and capital market participants ✓ First Tohoku Electric Power Group Sustainability Meeting (dialogue with outside directors) <p>(For details on IR activities, please refer to the next page)</p>	<ul style="list-style-type: none"> ✓ Earnings presentation for capital market participants ✓ Tohoku Electric Power Group Sustainability Meeting ✓ One-on-one dialogues with bond investors ✓ Facility tours for capital market participants ✓ Company briefings for individual investors ✓ Enhancement of various media and explanatory tools

Enhancing dialogue with the capital market through IR activities

34

- ✓ We are committed to enhancing communication through IR activities in order to promote constructive dialogue with our shareholders and investors.
- ✓ Dialogue with our shareholders and investors is a valuable opportunity for us to gain new insights. **We will strive to create a virtuous cycle by promptly reporting and sharing the opinions we receive with our board of directors and senior management, discussing improvement measures, and reflecting them in our initiatives to realize, enhance, and strengthen our efforts.**
- ✓ In the fiscal year ending March 2026, we will continue to pursue profitability and growth in each business segment and strive to achieve our financial targets. Additionally, we will work to enhance communication with the capital market through IR activities to meet the expectations of our shareholders and investors.

FY2024 activities

Activity	Main attendees	Times
Briefings on financial results Small meetings	Representative Director & President Representative Director & Executive Vice President	5
Meetings with overseas institutional investors		51
Meetings with domestic institutional investors		11
Sustainability Meeting	Chief Finance Officer (CFO) Managing	1
Other activities	Executive Officer in charge of IR	1
Company briefings for individual investors		3
Facility tours	Secretariat (Corporate Strategy Division)	5
ESG dialogues		30
Individual IR meetings		126
Total		233

Main themes and content of dialogue (2024FY)

Subject	Main themes and content
Management, financial Strategies	<ul style="list-style-type: none"> ✓ Medium- to Long-Term Vision, future management courses of action ✓ Progress toward financial targets, future financial strategy and approach to financing ✓ Shareholder Return Policy (Reason for setting a target of 2% DOE) ✓ Efforts to realize management keenly aware of capital costs and share price
Sales, demand	<ul style="list-style-type: none"> ✓ Future area demand and electric power sales outlook ✓ Pricing and sales strategy, understanding of the current competitive environment
Nuclear power	<ul style="list-style-type: none"> ✓ Progress of process to resume operation of Unit No. 2 at the Onagawa Nuclear Power Station ✓ Advantages of resumption of operation of Unit No. 2 at the Onagawa Nuclear Power Station (improved earnings effects) ✓ Future outlook and schedules for resumption of nuclear power operations
Others	<ul style="list-style-type: none"> ✓ Profitability of power transmission and distribution business, scale of future capital investment ✓ Carbon neutrality strategy (progress, future outlook) ✓ Energy policy and electric power industry system

Toward the creation of a virtuous cycle through feedback on dialogue content

《Examples of responses based on your comments and requests》

1. Increase in the number of dialogues with management

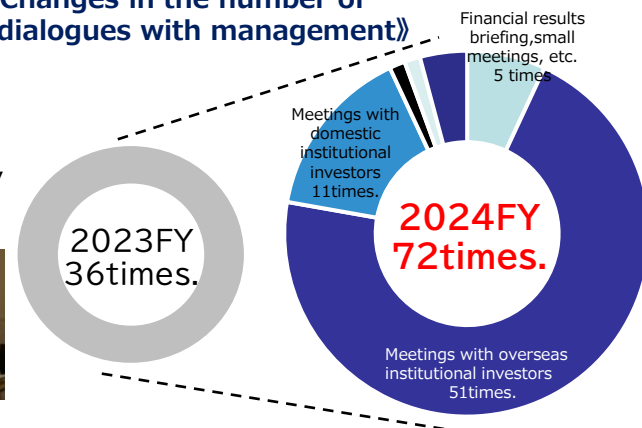
- In response to strong requests for “IR that allows investors to see the faces of management”, the president and other members of the company's management team held 72 dialogues, significantly exceeding last year's total of 36.

2. Implementation of “dialogue with outside directors”

- In response to requests from many of you regarding the implementation of “dialogue with outside directors,” we held the first “Tohoku Electric Power Group Sustainability Meeting” in December 2024.
- The meeting was attended by 27 people, including outside director Uehara and Representative Director and Vice President Ishiyama (titles at the time), and was held both in person and online.



《Changes in the number of dialogues with management》

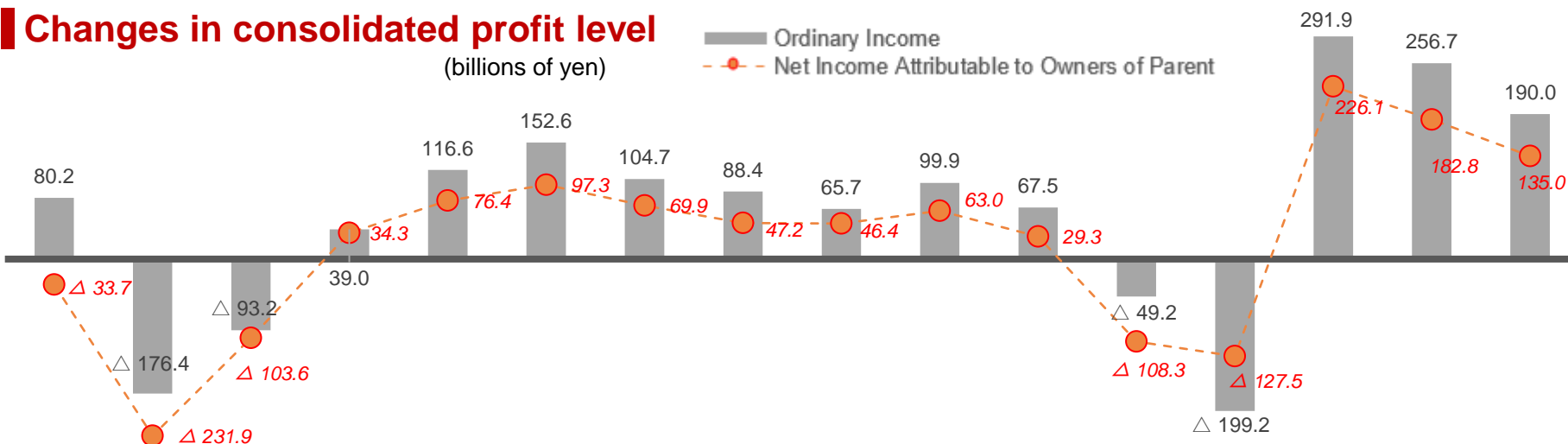


5 . Financial Data

Changes in consolidated profit level

(billions of yen)

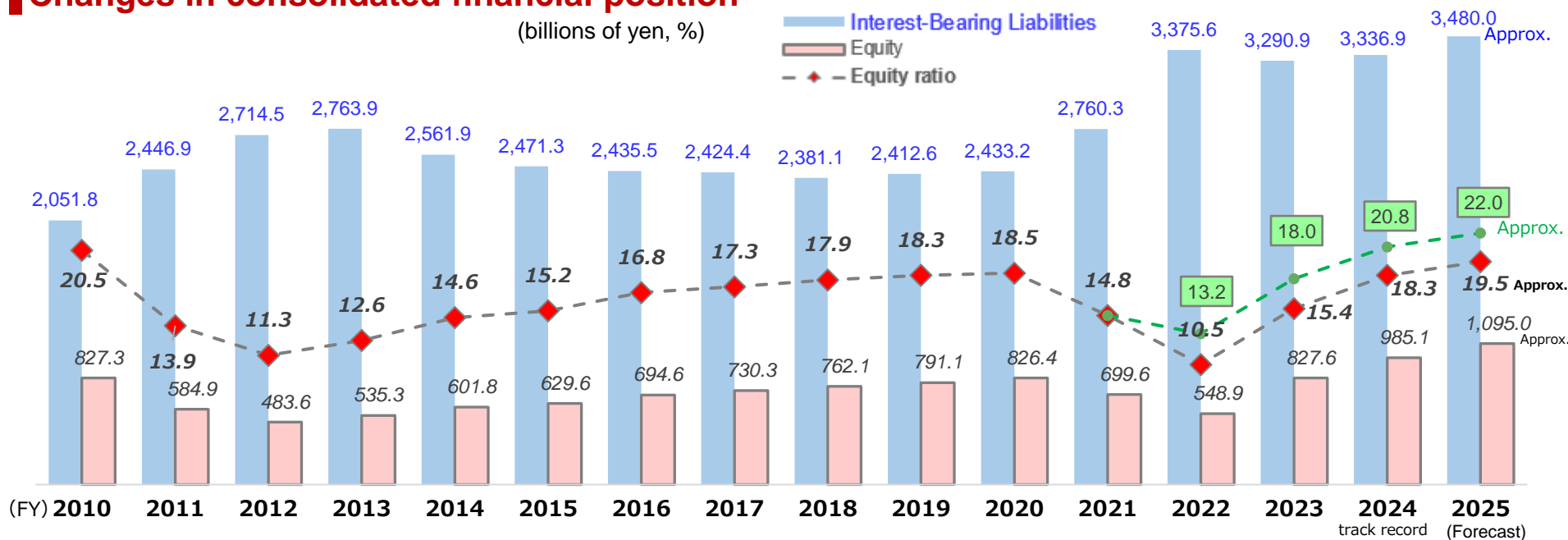
■ Ordinary Income
-○- Net Income Attributable to Owners of Parent



Changes in consolidated financial position

(billions of yen, %)

■ Interest-Bearing Liabilities
■ Equity
-◆- Equity ratio




Note : Green line shows equity ratio assuming 50% of the issued amount (140.0 billion yen) of the issued hybrid bonds as equity capital

Reference: The track record of FY2024 Consolidated Interest-Bearing Liabilities (average of opening and closing period) / Consolidated cash income ratio is 7.0 times.

Operating Revenue

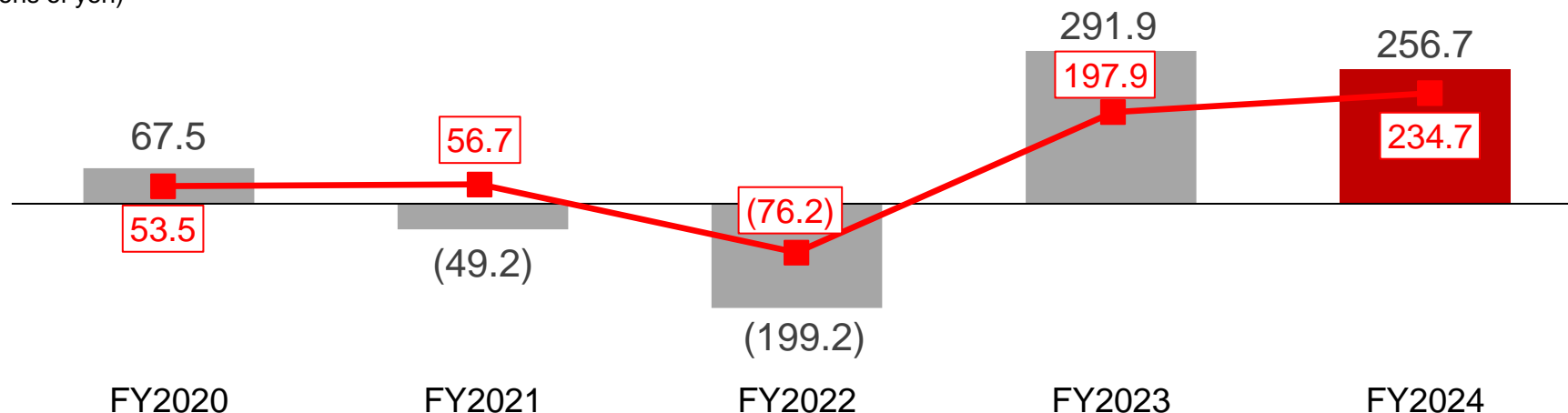
(billions of yen)



Note : Red figure shows operating revenue (consolidated) excluding grant under act on purchase of renewable energy sourced electricity, the surcharge for promoting renewable energy sourced electricity, and the self-contracted portion due to indirect auction, etc. FY2021 is after the application of the "Accounting Standard for Revenue Recognition."

Ordinary Income

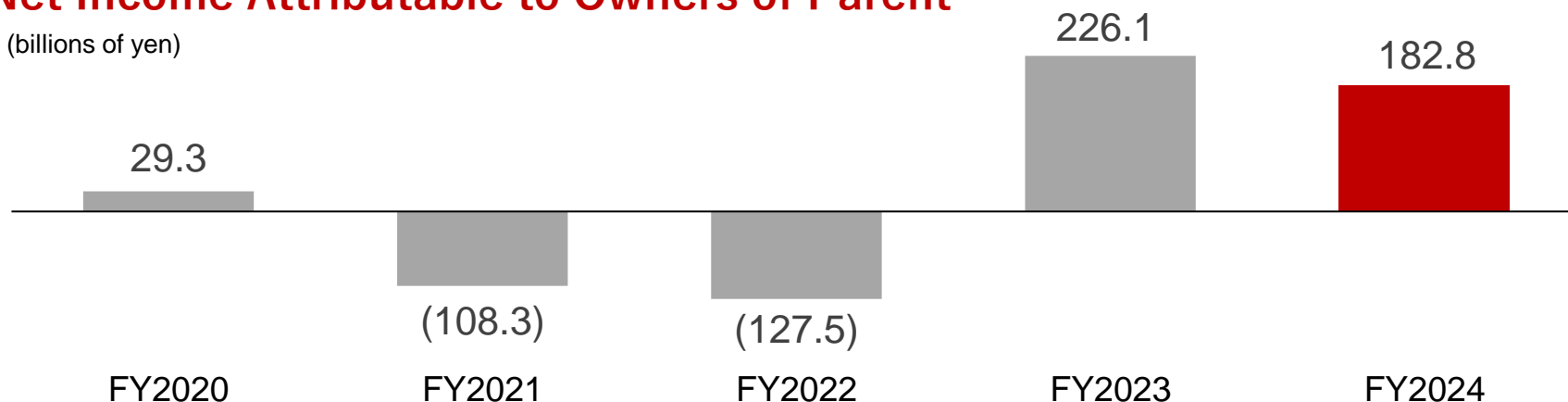
(billions of yen)



Note : Red line shows ordinary income (consolidated) excluding Impact of time lag between fuel cost and fuel cost adjustment charges.

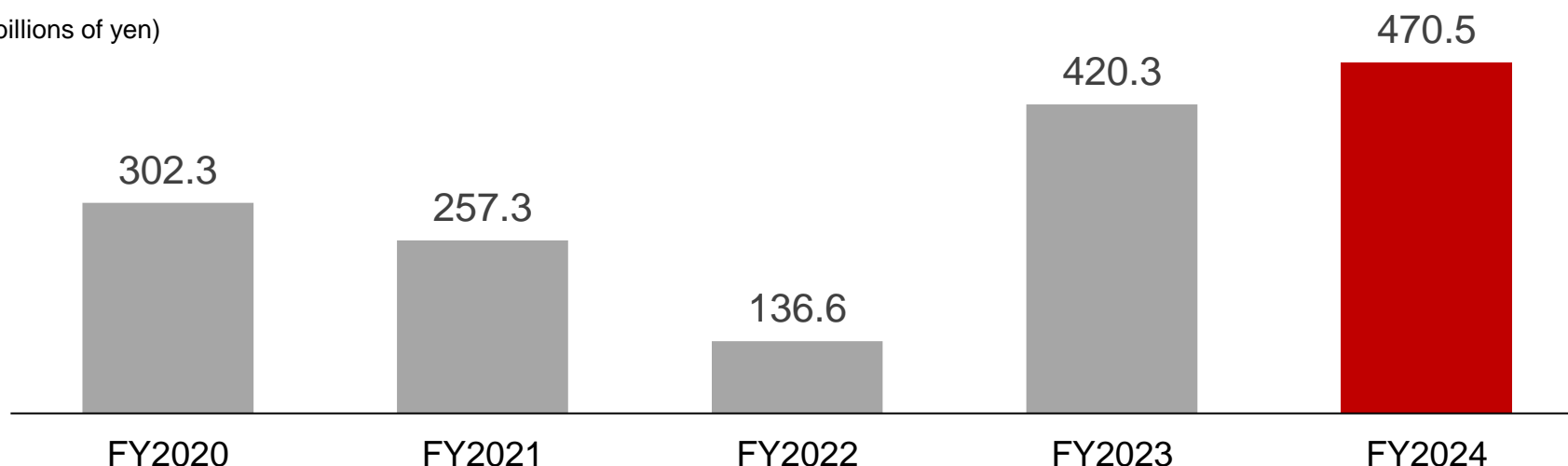
Net Income Attributable to Owners of Parent

(billions of yen)



Consolidated Cash Income*

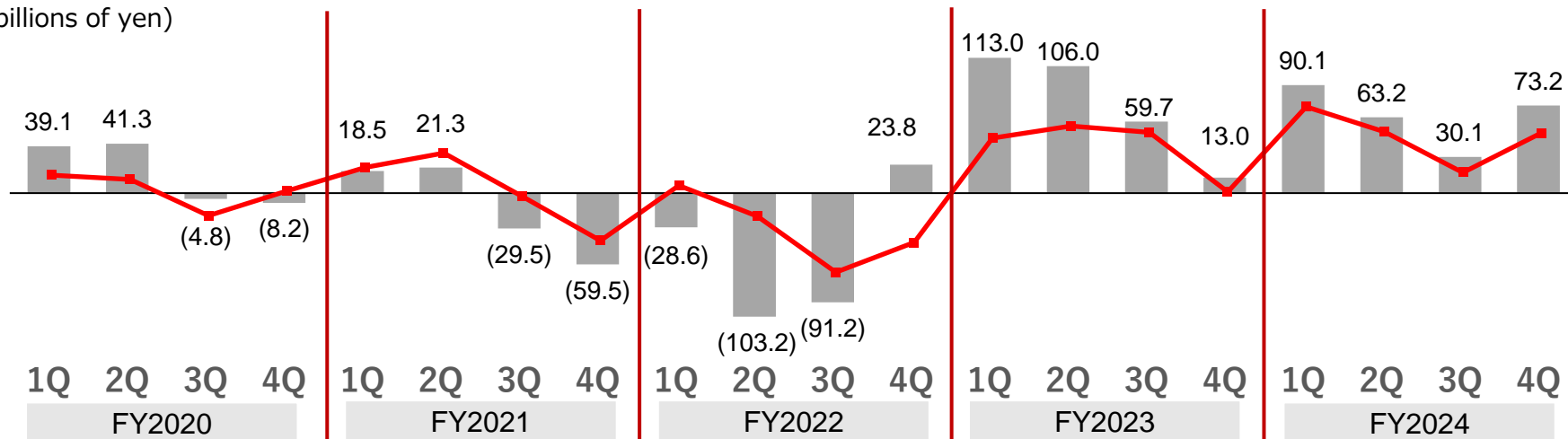
(billions of yen)



* Operating income + Depreciation + Amortization of nuclear fuel + Share of profit of entities accounted for using equity method
(Operating income doesn't include time lag between fuel cost and fuel cost adjustment charges.)

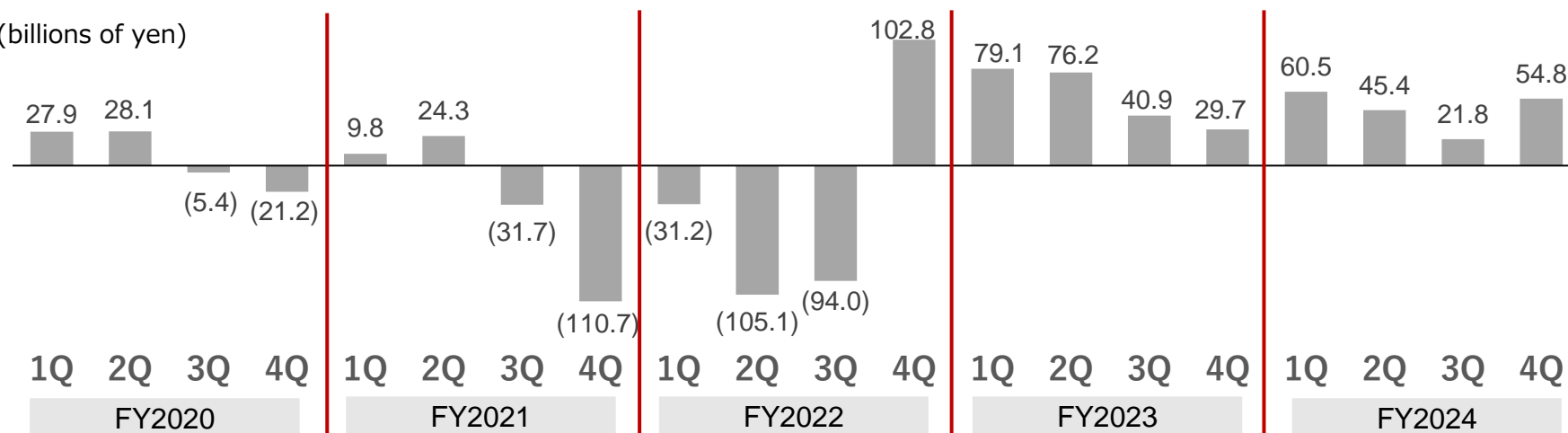
Ordinary Income

(billions of yen)



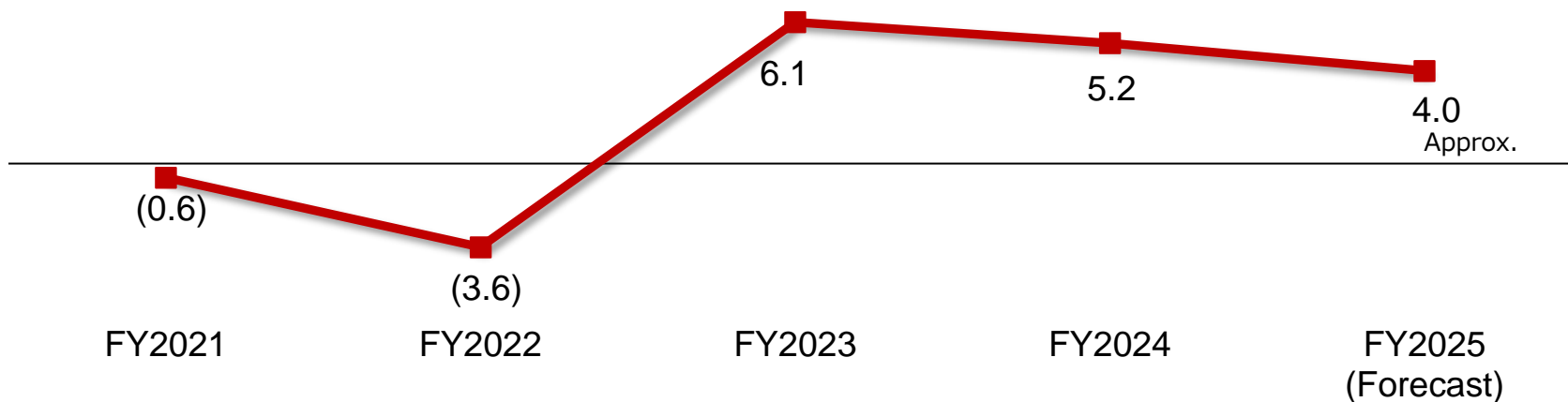
Net Income Attributable to Owners of Parent

(billions of yen)



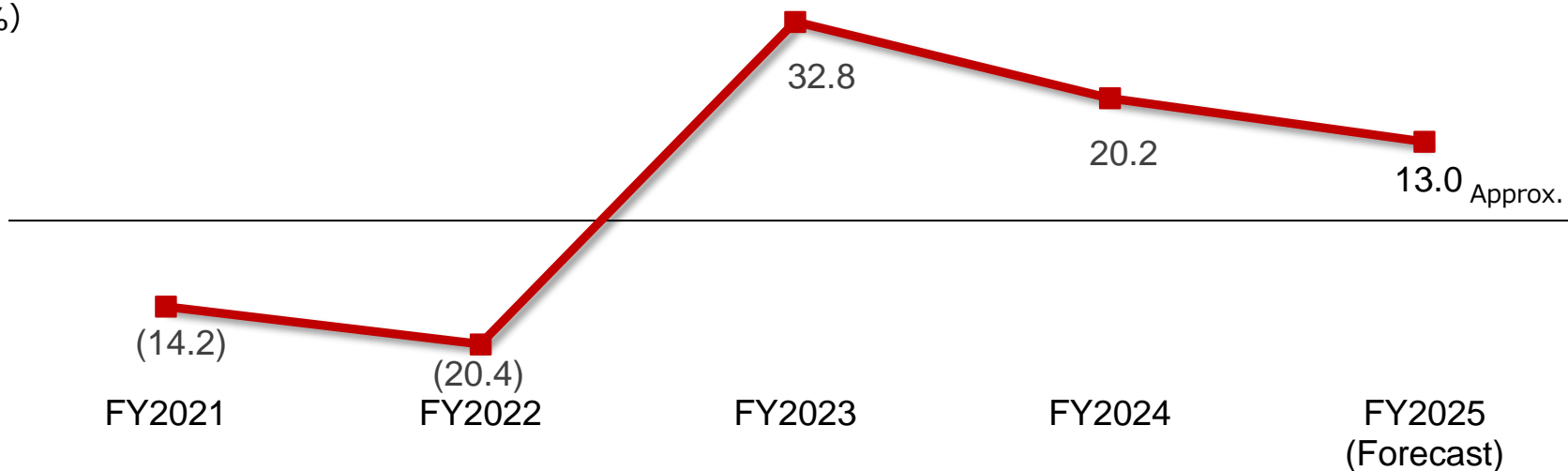
Return On Assets (ROA)

(%)



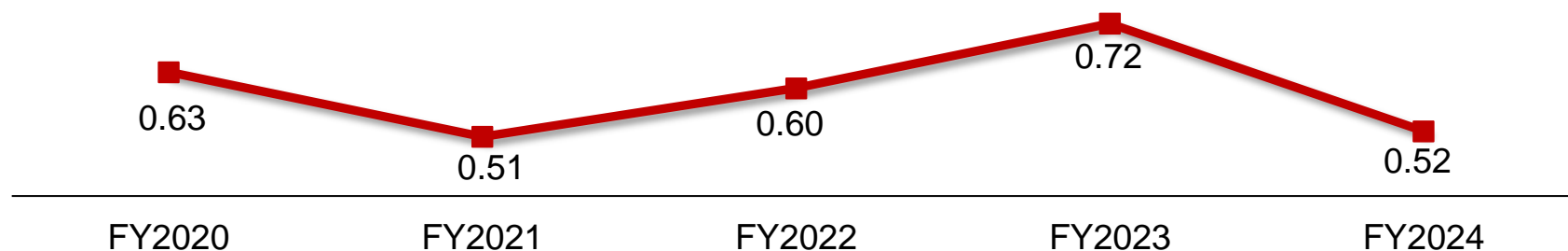
Return On Equity (ROE)

(%)




Price Book-value Ratio (PBR)

(times)



Price Earnings Ratio (PER)

(times)

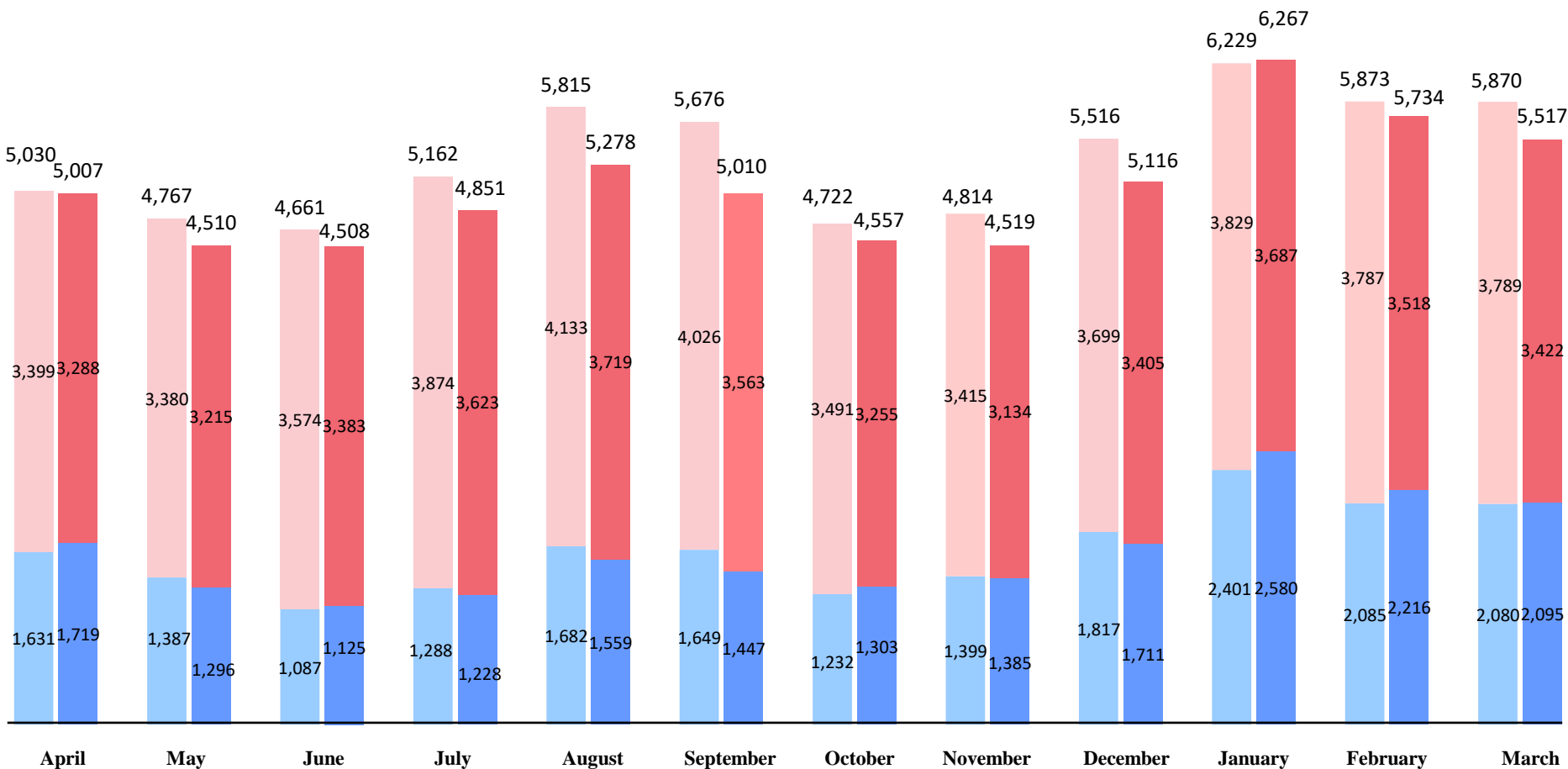
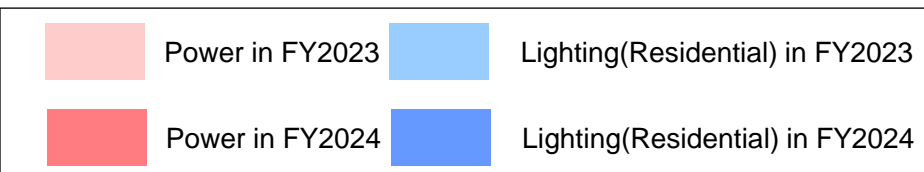


Note : Price Earnings Ratio cannot be calculated for FY2021 and FY2022 due to net loss.

Retail Electricity Sales Volume by Month

42

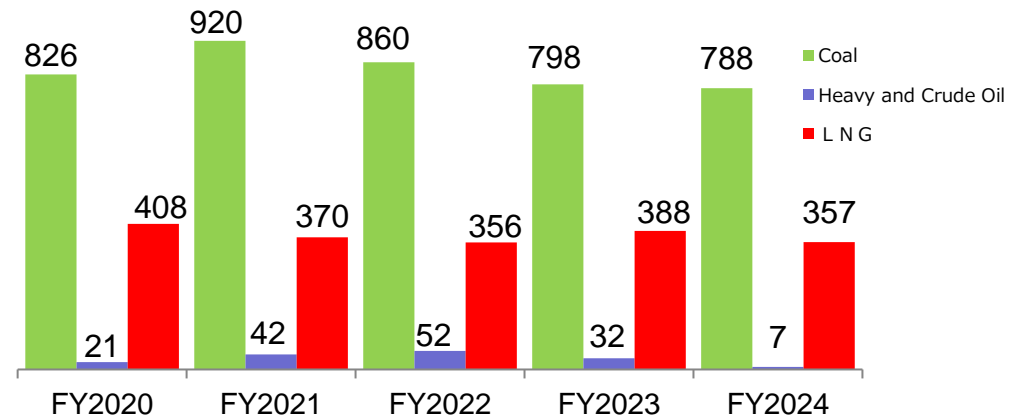
Retail Electricity Sales Volume (GWh)



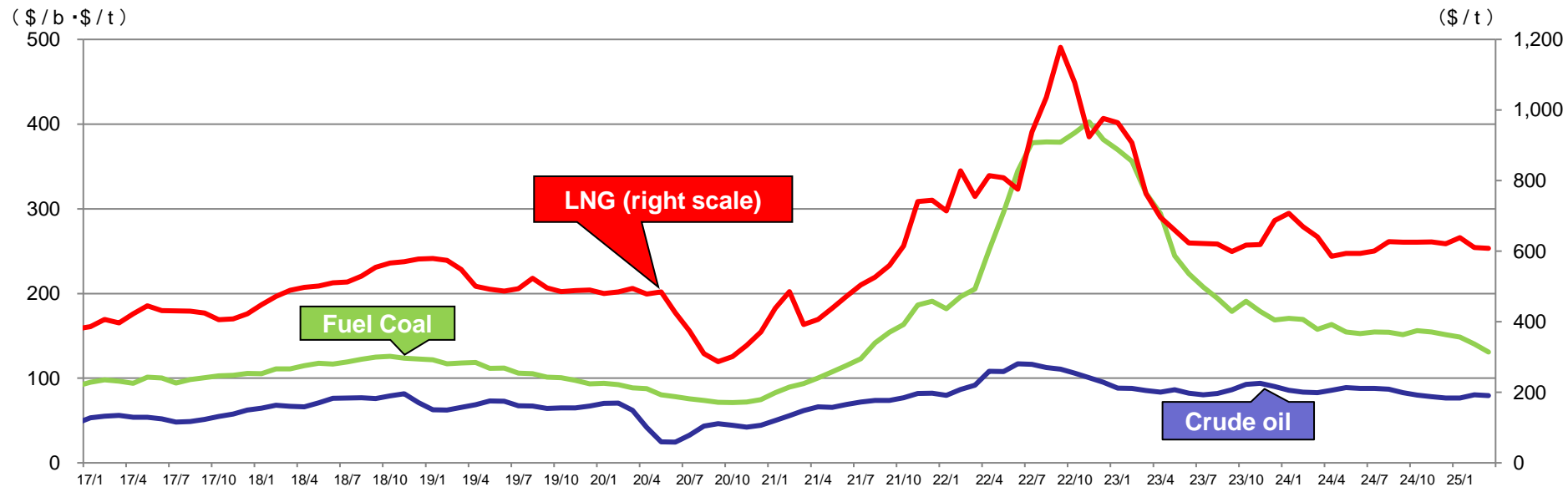
Fuel Consumption

	FY2023	FY2024	Change
Coal (ten thousand ton)	798	788	(10)
Heavy and Crude Oil (ten thousand kl)	32	7	(25)
L N G (ten thousand ton)	388	357	(31)

(ten thousand ton, ten thousand kl)



[Reference] Historical CIF Prices of Crude Oil, Fuel Coal and LNG



6 . Nuclear Power

Efforts towards the resumption of Onagawa Nuclear Power Station Unit 2 & Effects of Resumption of Operations

45

- The Onagawa Nuclear Power Station submitted an application for conformity assessment to the new regulatory standards in 2013, and after a 10-year review process, **safety work was completed in May of this year, and commercial operations resumed on December 26, 2024**. During this period, with the understanding of the local community, the entire company has responded with sincerity and care, placing the highest priority on ensuring safety.
- **The main benefits expected from the resumption of nuclear power operations include (1) lower fuel costs, (2) stable supply and optimal power source composition, and (3) CO2 reduction effects and non-fossil value, and we believe the positive impact on our business will be very large.**
- Based on our firm belief that “there is no end to safety measures” for nuclear power stations, **we will work to further improve safety and contribute to a stable supply of electricity and carbon neutrality while continuing safe and stable operation.**

Expected effects of restarting Onagawa Unit 2

① Fuel cost reduction effect (balance improvement)

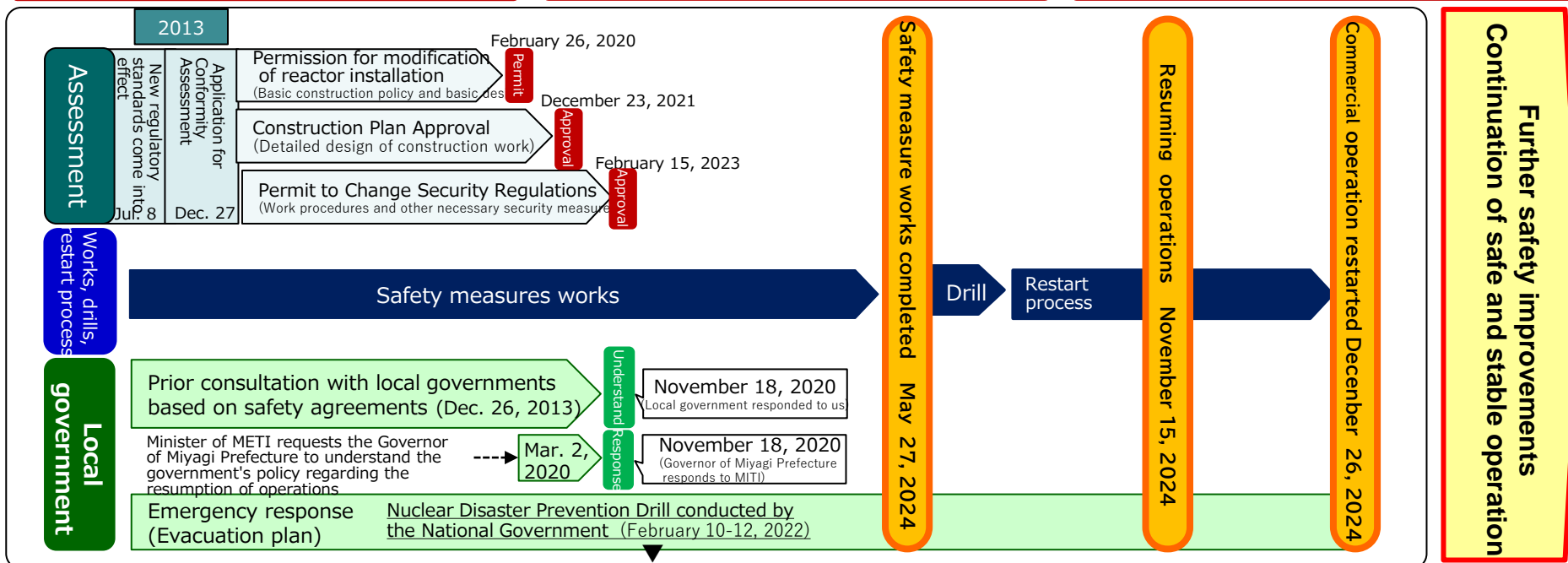
- Fuel cost reduction effect of thermal power generation
 - **Approx. 7 billion yen per month**
 - **Approx. 60 billion yen per year**

② Stable supply and optimal power supply configuration

- **Contributes significantly to stable power supply and increased supply capacity, while achieving a well-balanced power supply configuration.**

③ CO2 reduction effect & non-fossil value

- Assumption is that the restart of Onagawa Unit 2 will **reduce our overall CO2 emissions by approximately 3 million tons per year.**



Higashidori Nuclear Power Station Unit 1

Conformity assessment

(Assessment of earthquake, tsunami, volcano)
Assessment related to earthquake and tsunami has been completed, and the assessment related to "volcano" is currently addressed. From the perspective of further enhancing safety against the established standard tsunami, we are considering developing the site to increase the margin against the standard tsunami. Additionally, we are also examining the impact of site development on the standard tsunami.
(Assessment of plant (facilities))
Currently, we are preparing for the assessment, among them, we are studying countermeasures for tsunamis (PRA tsunamis), which have a very low probability of occurrence but have a large impact on power stations, and are evaluating their impact on the assessment and construction work.

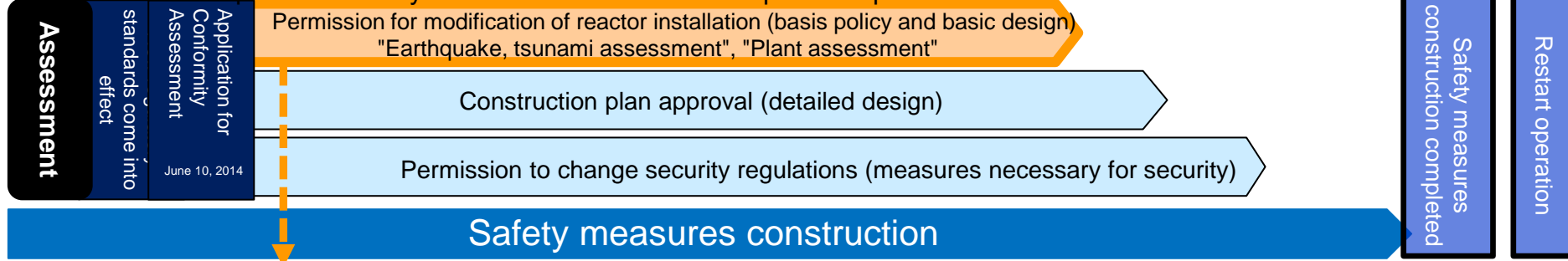
Safety measures construction

Currently installing filter vent facilities, emergency response station, and seismic work.



Higashidori Nuclear Power Station
Fresh Water Reservoir

◆ Process for "completion of safety measure works" and "resumption of operation"



Progress of assessment of reactor establishment change permit

Evaluation from the Nuclear Regulation Authority (NRA) that "the study is generally appropriate" with regard to the formulation of the reference earthquake motion and reference tsunami

▼ Present

Earthquake and tsunami assessment

Volcano assessment

Preparation for plant assessment not related to seismic and tsunami assessment as appropriate

Preparation for plant assessment based on earthquake and tsunami assessment

Plant assessment

Onagawa Nuclear Power Station Unit 3

Preparation for conformity assessment

As part of preparations for the conformity assessment application, a geological survey is being conducted to expand geological data.
(Survey period: 2 years from January 2025)

7 . Main Initiatives of FY2024

Green Business Development Status

48

Development/participation results*1
(as of end of March, 2025)

Total output share Approx. **850** MW

*1 Output share provided that all development projects are commercialized

Power stations under development / participation (As of end of Mar., 2025)

Project Name (●:Independent development in our group)	Prefecture	Output (MW)	Scheduled Commercial Operation Date	In operation (★)
Offshore Wind				
Tsugaru Offshore Wind	Aomori	61.5	2030.6	
Iwate Kuji-shi Floating Offshore Wind	Iwate	Feasibility study	Feasibility study	
Off the southern coast of Akita Prefecture	Akita	Approx.30	Autumn, 2029	
Offshore Floating Wind Demonstration	Akita	375	June 2029	
Offshore Haplo and Noshiro, Akita	Akita	138.6	Jan. 2023	★
Akita and Noshiro Port Offshore Wind	Akita	315	June 2028	
Offshore Wind Power Project Off Oga City, Katagami City, and Akita City in Akita Prefecture	Akita			
Onshore Wind				
● Nakatombetsu Onshore Wind	Hokkaido	48	April 2030	
Green Power Fukaura	Aomori	79.8	Feb. 2024	★
● Takko Wind	Aomori	Approx. 75.6	After FY2029	
Shimokita Wind	Aomori	96	After 2027	
Onakadai-bokujo Wind	Aomori	4	After FY2025	
Fukamochi Wind	Aomori	94.6	After FY2031	
Windfarm Tsugaru	Aomori	121.6	April 2020	★
JRE Shichinohe-Towada Wind	Aomori	33.6	Dec. 2021	★
Inaniwa Takko Wind	Iwate	Approx.100	After FY2025	
Inaniwa Wind	Iwate	Approx. 100	After FY2025	
JRE Oritsumedake South 1 Wind	Iwate	46.8	Jan. 2023	★
Noshiro-Yamamoto Regional Wind	Akita	105.0	Mar. 2025	
● Shiroishi Kosugo Wind	Miyagi	Approx.33.6	FY2026	
JRE Miyagi Kami Windfarm	Miyagi	Approx.42	May 2024	★
Inego-Toge Windfarm	Miyagi	58.8	May 2028	
JRE Sakata Wind Replace	Yamagata	21.0	FY2026	
JRE Tsuruoka Hachimoriyama Wind	Yamagata	17.0	Nov. 2021	★
Southern Abukuma Wind	Fukushima	Approx.90	After FY2025	
Tabito Central Windfarm	Fukushima	Approx. 54.6	After FY2027	
Fukui Kunimidake Wind	Fukui	37.8	May 2027	
Geothermal				
● Kijiyama	Akita	14.9	2029	
Hydro				
● Shin-Kamimatsuzawa	Aomori	9.4	FY2031	
● Naruse River	Miyagi	2.3	FY2034	
● Tamagawa No.2	Yamagata	14.6	Nov. 2022	★
Solar				
Miyagi Osato Solar Park	Miyagi	37.5	Oct. 2021	★
Power Plant Tshuaze	Mie	35	Feb. 2023	★
Biomass				
Chokai-Minami	Yamagata	52.9	Nov. 2024	★
Niigata East Port	Niigata	50	Dec. 2024	★

New development target*2

Early 2030s **2,000** MW or more

*2 Includes increased output from renewal of existing power sources and in-house development by Corporate PPA.

Participation in offshore wind power generation projects

Consortium Name	Oga, Katagami, Akita Offshore Green Energy Consortium	Haplo and Noshiro Offshore Wind Power GK	Tsugaru Offshore Energy Consortium
Constituent Companies	JERA Co., Inc. (Representative company), Electric Power Development Co., Ltd., Tohoku Electric Power Co., Inc., ITOCHU Corporation	ENEOS Renewable Energy (Representative company), Iberdrola Renewables Japan, Tohoku Electric Power (and Akita Bank participates as an investor)	JERA Co., Inc. (Representative company), Green Power Investment Corporation, Tohoku Electric Power Co., Inc.
Generation facility output	315MW	375MW	615MW
Type and number of units	Bottom-mounted, 21 units (15MW/unit)	Bottom-mounted, 25 units (15MW/unit)	41 unites (15MW/unit)
Scheduled start of operation	June, 2028	June, 2029	June 30, 2030

Development status of Corporate PPA Service

[Major orders received]

Customer Name	Start of supply	Output (kW)	Power source type	URL
Skylark Holdings Co., Ltd.	Nov. 2024	1,485	Solar	2024/11/1 Press release
NTT DOCOMO, Inc.	Jan. 2025	6,346	Solar	2025/2/5 Press release
TOPPAN Holdings, Inc.	Feb. 2025 Mar. 2025	Approx. 9,000	Wind Hydro	2025/4/17 Press release
JR East Japan Railway Company	Apr. 2025	21,000	Solar	2025/1/15 Press release
RIKEN NPR, Inc.	Sep. 2025	7,480	Wind	2025/1/30 Press release
Fuji Electric Tsugaru Semiconductor Co., Ltd.	Feb. 2026	Approx. 6,550	Wind	2024/12/12 Press release

(As of end of Mar., 2025) Total Output: Approx. 83MW

Main Initiatives in FY2024 (1)

(Excerpts from press releases and notices)

49

Financial and management information

Date	Theme
4/30	Formulation of future management development "Working alongside next +PLUS" in Tohoku Electric Power Group mid- to long-term vision
6/26	Results of the 100th annual shareholders meeting
7/31	Summary of schedule of operating expenses for power generation and retail power business for FY2023
9/27	Publication of "Tohoku Electric Power Group Integrated Report 2024"
11/1	Changes in consolidated subsidiaries
11/28	Increase in starting salary for employees joining in April 2025

Power generation and wholesale

Date	Theme
4/22	Review of completion dates of safety measure work for Higashidori Nuclear Power Station Unit 1
4/26	Successful bidding in Long-Term Decarbonized Power Supply Auction for Higashi-Niigata Thermal Power Station Unit 6
5/27	Completion of construction work on safety measure for Onagawa Nuclear Power Station Unit 2
7/1	Decommissioning of Akita Thermal Power Station Unit 4
7/18	Review of the restart process of Onagawa Nuclear Power Station Unit 2
7/23	Changes to the FY2024 Supply Plan (Power Supply Development Plan) - New development of Higashi-Niigata Thermal Power Station Unit 6, etc. recorded. -
8/26	Implementation of bidding for the wholesale sale of electricity which set FY2025 as the starting year for receipt of benefits
9/3	Start date of fuel loading at Onagawa Nuclear Power Station
10/29	Onagawa Nuclear Power Station Unit 2 reactor startup
10/29	Message from the CEO regarding Onagawa Nuclear Power Station Unit 2 reactor startup
11/15	Onagawa Nuclear Power Station Unit 2 connects to the grid
11/15	Message from the CEO regarding Onagawa Nuclear Power Station Unit 2 connects to the grid
12/19	Completion of repowering work at Kabayama Power Station - to ensure stable operation for the next 100 years
12/26	Onagawa Nuclear Power Station Unit 2 starts commercial operation
1/16	Geological Survey to be Conducted to Expand Geological Data for Onagawa Nuclear Power Plant Unit 3
3/28	On the Approval of the First Application for Design and Construction Plan Approval for the Specific Major Accident Countermeasures Facilities at Onagawa Nuclear Power Station Unit 2
3/31	Outline of the 2025 Supply Plan (Power Supply Development Plan)

Main Initiatives in FY2024 (2)

(Excerpts from press releases and notices)

50

Energy and solution service

Date	Theme
6/3	Campaign titled "Now is the best time to change plans" - 15% discount on electricity bill for two months when you subscribe to an eligible rate plan
7/1	Combined sales of city gas and electricity under the conclusion of agency consignment agreement
7/17	Tohoku Electric Power Frontier: Provision of "Power of water - Iwate e electricity" -Power to cultivate Iwate for the Next Generation
8/27	Business alliance to create new business for AI services
9/4	Tohoku Electric Power Company's Housecleaning Campaign - 10% discount off regular price for a limited time
9/20	Launched "Exems SOLA," a service for visualization of greenhouse gas emissions - Total support for carbon neutral initiatives
9/20	Started sales of "Much closer, Hokuriku Gas + Electricity"
9/26	Commencement of new demand response service by Tohoku Electric Power and Tohoku Electric Power Frontier - Working with customers to use renewable energy without waste
10/28	Winter campaign "Now is the best time to change a rate plan" - 15% discount on electricity rates for two months when subscribing to an eligible rate plan
11/18	Discounts on electricity rates and other benefits for understanding and cooperation with our business – "Thanks Discount" and "Thanks Point"
11/20	Implementation of demand response services (lowering DR) in winter – to support "economical and ecological" use of electricity
12/13	Tohoku Electric Frontier: Business alliance with au Energy Life for the sales of electricity to household - "au electricity" sales to begin on Dec. 16.
12/23	Business alliance to create new business for generative AI infrastructure services – to accelerate DX with generative AI through the provision of GPU computing power
2/4	Start of Operation of AI-Based "On-Site Safety Management Support Tool" at Our Thermal Power Plants - Aiming to Eradicate "Repetitive Workplace Accidents" by Using AI Technology
2/12	Fixed-rate repair service for electrical and plumbing equipment "Tohoku Electric Power's Residence Safety Support".
2/20	Launch of GPU Cloud Service - Providing high computing power with NVIDIA's high-performance GPUs in the cloud

Power transmission and distribution

Date	Theme
4/23	Start operation of abnormality detection of bolts and nuts on power transmission towers utilizing drone and AI (Press release by Tohoku Electric Power Network)
5/15	Review of calculation parameters from April 2025 for the supply and demand adjustment market (Notice from Tohoku Electric Power Network)
5/17	Installation status of smart meter (Notice from Tohoku Electric Power Network)
6/3	Start of full-scale construction of installation of Tokiwa Main Line Miyagi Marumori switchyard (Press release by Tohoku Electric Power Network)
8/8	Joint validation of the use of AI technology to prevent occupational accidents (Press release by Tohoku Electric Power Network)
9/2	Started full-scale construction of new Marumori Iwaki main line and new Miyagi Marumori switchyard for Shinchu access line (Press release by Tohoku Electric Power Network)
10/21	Conducting drills based on the assumption of a power supply and demand crunch (Press release by Tohoku Electric Power Network)
10/23	Upgrade of the Smartphone Application "Tohoku Electric Power Network Power Failure Information" (Notice from Tohoku Electric Power Network)
10/29	Electricity supply and demand forecast for this winter (Notice from Tohoku Electric Power Network)
12/16	Full-scale work of Miyagi Central Substation 500kV draw-out begins (Press release by Tohoku Electric Power Network)
12/20	Started operation of "supply-demand control by combining renewable energy, storage batteries, EMS, etc." on Sado Island (Press release by Tohoku Electric Power Network)
1/31	Launch of Special Website "Project to Discover "Electricity Distribution Workers," the Guardians of the Electricity Road" (Notice by Tohoku Electric Power Network)
3/27	Information on Welcome Zones (candidate supply points for large-scale demand) (Notice by Tohoku Electric Power Network)
3/28	Supply Plan for FY2025 (Press Release by Tohoku Electric Power Network)

Main Initiatives in FY2024 (3)

(Excerpts from press releases and notices)

51

Green business

Date	Theme
4/3	Nichirei's introduction of Off-site Corporate PPA Service utilizing electricity generated from low-voltage solar power stations
4/25	Tohoku Electric Power and Tokyu Power Supply agree to collaborate on renewable energy aggregation business
5/1	Establishment of "Yokote Yuzawa Forest Cycle Corporation" - Operating woody biomass power generation fueled by wood from Akita Prefecture and building resource recycling system for local production and consumption
5/2	Start operation of JRE Miyagi Kamimachi Windfarm
5/30	Tohoku Electric Power Frontier: Exclusion of consolidation agreement between the three parties including Yokohama-shi, Tokyu Power Supply, and Tohoku Electric Power Frontier
6/11	NEDO Green Innovation Fund Project: Adoption of floating offshore wind power demonstration project
9/18	Periodic review results of Tohoku Electric Power Green/Transition Finance
10/28	Started operation of "77 Solar Park Tomiya" - First project under the "Collaboration agreement for the promotion of carbon neutrality" between the 77 Bank, Ltd. and Tohoku Electric Power Co., Inc
10/30	Achieved 8% hydrogen mixed combustion ratio in No.5 series 5-1 at Niigata Thermal Power Station – toward LNG-fired decarbonization and carbon neutrality in the future
11/1	Off-site corporate PPA utilizing low-voltage solar power station by Skylark Holdings Co., Ltd.
11/5	Chokai Minami Biomass Power Station begins operation
11/15	Achieved mixed combustion of 20% black pellets (by weight) in Noshiro Thermal Power Station Unit3
11/21	Start of supply of "Iwate Reconstruction Power Hydro Premium" to "Tanaka Precious Metal Technologies Co., Ltd. Iwate factory"
11/26	Tohoku Electric Frontier: Provision of "Power of water – Yamagata e-electricity –" The power to nurture Yamagata for the next generation
12/12	Agreement between Fuji Electric Tsugaru Semiconductor and Tohoku Electric Power for Off-Site PPA - Output of 6,550 kW reduces CO2 emissions by 8,900 tons per year
12/23	Niigata Higashi Port Biomass Power Station begins operation
12/24	Selected as an Offshore Wind Power Generation Company in the Sea of Japan off the coast of Aomori Prefecture (south side)
1/15	Renewable energy-derived electricity to be introduced to the Yamagata and Akita Shinkansen lines
1/30	Riken NPR Corporation Signs Agreement to Implement Off-Site Corporate PPA Services Utilizing Wind Farms
1/30	Completion of Repowering of Horai Power Plant Unit No. 3 - Repowering work to make even more effective use of water resources -.
2/21	Miyanojima Power Plant Repowering Project Completed - Repowering Project for Further Effective Utilization of Water Resources
3/4	Commercial Operation of Yatogo Battery Storage Plant Begins - Launch of Grid Storage Battery Business to Expand Introduction of Renewable Energy and Stabilize Electricity Supply and Demand

Power generation and wholesale

Development of Higashi-Niigata Thermal Power Station Unit 6 utilizing Long-Term Decarbonized Power Supply Auction

(Press releases dated Apr. 26, 2024 and Jul. 23, 2024)

• At the "Long-Term Decarbonized Power Supply Auction" held on January 2024, the company submitted a bid for Higashi-Niigata Thermal Power Station Unit 6, which is being considered in the replacement plan, and won the bid.

• Based on the result, the company decided to continue to strive for both stable supply of electricity and achievement of carbon neutrality, and to develop Higashi-Niigata Thermal Power Station Unit 6 (650,000 kW class) to begin operation in fiscal year 2030. Also, with the development of Unit 6, the company decided to discontinue Higashi-Niigata Thermal Power Station Unit 1 & 2 (600,000 kW class, respectively) on March 2028.



Panoramic view of Higashi-Niigata Thermal Power Station

[The bid result of Long-Term Decarbonized Power Supply Auction]

Name of power supply	Higashi-Niigata Thermal Power Station Unit 6
Power source for bidding	LNG-burning
Auction capacity	615,849 kW

Green business

Commercial Operation of Yatogo Battery Storage Plant Begins (Press releases dated Mar. 4, 2025)

- This project, which has been constructed, is part of the 'Grid Energy Storage Battery Business' aimed at expanding the introduction of renewable energy and stabilizing the supply and demand of electricity.
- By charging and discharging large-scale batteries installed in the power storage facility according to the surplus and shortage of electricity generated by renewable energy, we aim to stabilize the supply and demand of electricity, further utilize renewable energy effectively, and achieve profitability through the buying and selling of electricity using storage batteries.



営業運転開始	Mar. 4, 2025
発電出力	1.96MW
容量	7.46MWh
蓄電池メーカー	GS Yuasa Corporation

Power transmission and distribution

Start operation of abnormality detection of bolts and nuts on power transmission towers utilizing drone and AI


(Tohoku Electric Power Network Press Release dated April 23, 2024)

• Tohoku Electric Power Network, KDDI Corporation, and KDDI Smart Drone Inc. jointly developed "AI that detects abnormality in bolts and nuts on power transmission towers" that automatically detects abnormalities such as missing or loose bolts or nuts based on image information captured by a drone, and start operation on April 2024.


• Through the use of this service, the Company will work to improve the quality and efficiency of its maintenance operations as well as utilizing advanced technologies and new knowledge to ensure a stable supply of electric power.



Detection of holes where bolts have fallen out



Detection of loosening disengagement and bolt dropout holes



Detection of looseness of bolt loosening stop

※ The defective bolts and nuts were artificially created by the equipment scheduled for removal.
※ This is not indicated for normal bolts and nuts.

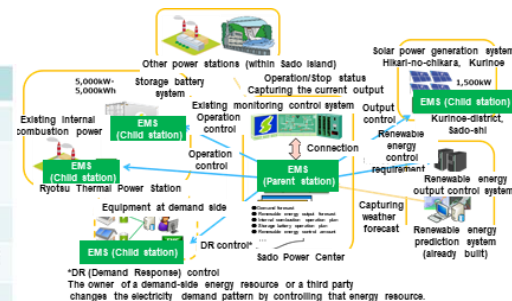
Start of operation of "supply-demand control combining renewable energy, storage batteries, EMS, etc." on Sado Island

(Tohoku Electric Power Network Press release December 20, 2024)

- As a leading project of Niigata Prefecture's "Niigata Prefecture Natural Energy Island Concept," the operation of supply-demand control combining renewable energy, storage batteries, internal combustion power generation, EMS, etc. was started to realize optimal supply-demand control on Sado Island.

[Overview]

Construct on period	Start: Oct. 3, 2022 Start of operation: Dec. 20, 2024
Facilities, location (scale), operation start date	EMS Parent Station (New) Start of operation: Dec. 20, 2024 Solar power generation (New) Kurinoe-district, Sado-shi "Hikari-no-Chikara, Kurinoe" (Power of electricity, Kurinoe) (1,500kW) Start of operation: Dec. 18, 2023 Internal combustion generation (Existing) Ryotsu Thermal Power Station and others Storage battery (New) Ryotsu Thermal Power Station premises (5,000kW, 5,000kWh) Start of operation: Dec. 18, 2023 Demand-side facilities Start of operation: Oct. 31, 2024



(Note)

This presentation solely constitutes reference material for the purpose of providing the readers with relevant information to evaluate our group.

The information contains forward-looking statements based on assumptions and projections about the future with regard to our group. As such, the readers are kindly asked to refrain from making judgment by depending solely on this information.

The forward-looking statements inherently involve a degree of risks and uncertainties. Consequently, these risks and uncertainties could cause the actual results and performance to differ from the assumed or projected status of our group.

We hereby disclaim any responsibility or liability in relation to consequences resulting from decisions made by investors.